



OFFICIAL

AIR RIFLE FIELD TARGET

GUIDE

Revised 2018

No. 2

TABLE OF CONTENTS

SECTION 1: AIMS AND OBJECTIVES	5
SECTION 2: SSAA STANDARD RULES.....	5
2.1 COMPETITOR’S ELIGIBILITY	5
2.2 JUNIOR COMPETITORS	5
2.3 PERSONS WITH DISABILITIES	5
2.4 COMPETITORS RESPONSIBILITY	6
2.5 STUCK LIVE ROUND: MANDATORY RULE	6
2.6 RULE INFRINGEMENTS	6
2.7 DISCIPLINE CHAIRMAN’S AUTHORITY	6
2.8 PROTEST AND APPEALS COMMITTEE.....	6
2.9 SUPPLEMENTARY EVENTS	6
SECTION 3: RIFLE SPECIFICATIONS	6
3.1 CERTIFICATION OF RIFLES AND ACCESSORIES	6
3.2 CLASSES OF AIR RIFLES	6
3.3 MUZZLE ENERGY	7
3.5 RIFLE ACCESSORIES	8
3.6 OTHER EQUIPMENT AND ACCESSORIES	12
3.7 ELECTRONIC DEVICES	13
3.8 WIND READING OPTIONS	13
SECTION 4: AMMUNITION.....	13
4.1 SUPPLY	13
4.2 TYPE.....	13
4.3 TRANSPORT	13
SECTION 5: CLOTHING.....	13
SECTION 6: EQUIPMENT	14
6.1 SPOTTING SCOPES.....	14
6.2 SHOOTING MAT OR GROUND CLOTH.....	14
6.3 BEAN BAG / SEAT	14
6.4 KNEELING ROLL	16
6.5 RESERVOIR TANKS	16
SECTION 7: TARGETS	16
7.1 MAIN EVENT	16
7.2 HIT ZONES	17
SECTION 8: RANGE STANDARDS	18
8.1 SAFETY.....	18
8.2 FIRING LINE / POINT.....	18
8.3 SHELTER	19
8.4 DISTANCES.....	19

8.5	ILLUMINATION AND VISIBILITY	20
8.6	TARGET AND FIRING POINT IDENTIFICATION	20
8.7	TARGET PLACEMENT	20
8.8	ZEROING RANGE	20
8.9	WIND FLAGS	21
8.10	STANDARD POSITIONAL TARGET SIGNAGE	21
SECTION 9: COURSE OF FIRE, SCORING, TIED SCORES		22
9.1	TARGET COUNT	22
9.2	SCORING	22
9.3	TARGETS SHOT OUT OF SEQUENCE	24
9.4	ENFORCED POSITION TARGETS	25
9.5	COMPETITOR'S CHOICE	25
SECTION 10: TIME LIMITS		25
10.1	TIMING	25
SECTION 11: COMPETITION REGULATIONS AND OPERATION		26
11.1	POSITIONS	26
11.2	FIRING LINE	27
11.3	FIRING	27
11.4	ENFORCED SHOOTING POSITIONS	27
11.5	COMPETITOR CONDUCT	32
11.6	LEAVING THE FIRING LINE	33
11.7	DISABLED RIFLE	33
11.8	MALFUNCTION	33
11.9	MATCHES NOT COMPLETE	33
SECTION 12: GRADING		34
12.1	GRADED COMPETITORS	34
12.2	PROOF OF GRADING	34
12.3	ESTABLISHING GRADES	34
12.4	SCORES USED FOR GRADING	34
12.5	AIR RIFLE FIELD TARGET GRADING CARDS	34
12.6	LACK OF GRADING EVIDENCE	34
12.7	COMPETING IN A HIGHER GRADE	34
12.8	RE-GRADING	34
12.9	DOWNGRADING	34
12.10	GRADE BREAKS	35
SECTION 13: CHAMPIONSHIP (TOURNAMENT) OFFICIALS		35
13.1	CHAMPIONSHIP PERSONNEL	35
SECTION 14: DEFINITION OF TERMS		36
ANNEXURE 1		38

These Rules, for the conduct of National Championships, have been compiled by the Discipline Subcommittee, with amendments by the SSAA National Discipline Chairman's Conference and approved and ratified for printing by the SSAA Inc. National Board.

AIR RIFLE FIELD TARGET GUIDE

No. 2

Revised November 2018

SECTION 1: AIMS AND OBJECTIVES

1.1 To promote all Air Rifle Field Target shooting, using air rifles capable of sufficient accuracy that can hit the distant targets.

SECTION 2: SSAA STANDARD RULES

The SSAA Standard Rules cover common rules, including the protest and appeals process that apply to all disciplines.

The current edition of the Standard Rules is available on the SSAA website at www.ssaa.org.au/standard-rules

These Standard Rules should be used with each disciplines current rule book and they take precedence over any standard rule that may be in a discipline rule book.

The Rules covered are shown as heading and subheadings in this Rule Book.

2.1 COMPETITOR'S ELIGIBILITY

2.2 JUNIOR COMPETITORS

2.3 PERSONS WITH DISABILITIES

2.3.1 Authorisation

2.3.2 Substitute position

2.3.3 Awards, trophies, records, etc.

2.3.4 Protests

2.4 COMPETITORS RESPONSIBILITY

2.4.1 Competitors and Officials to be familiar with the Rules

2.4.2 Sportsmanship

2.4.3 Behaviour

2.4.4 Range Safety Rules

2.4.5 Safety Equipment

2.5 STUCK LIVE ROUND: MANDATORY RULE

2.6 RULE INFRINGEMENTS

2.7 DISCIPLINE CHAIRMAN'S AUTHORITY

2.8 PROTEST AND APPEALS COMMITTEE

2.9 SUPPLEMENTARY EVENTS

SECTION 3: RIFLE SPECIFICATIONS

Any air rifle which fits within the descriptions in these rules (PCP or Springer) which is legal and in safe working condition may be used.

Fully adjustable rifle stocks, **excluding thigh rests**, are permitted to accommodate various shooting styles and positions.

3.1 CERTIFICATION OF RIFLES AND ACCESSORIES

Rifles and Accessories must be checked and certified for compliance before being fired in a match. The match organisers reserve the right to re-check any Rifle and Accessories, to ensure compliance to these rules, at any time during the match.

For SSAA International Team selection competitors should ensure all their equipment complies with the international competition rules.

3.2 CLASSES OF AIR RIFLES

Classes of air rifles for the purposes of this Rule Book are defined as follows. Competition officials must advertise which classes of air rifles are to be used for each Match at a Championship event in advance of each Match commencing.

SPRINGER: An air rifle in which power is generated by a large spring / gas ram and piston.

PCP: Pre-charged Pneumatic Air Rifle is an air rifle in which power is generated by means of an on-board chamber of compressed air or gas. The chamber of compressed air / gas may be pressurised by any means which may include, refilling from a high-pressure air source such as a bulk supply tank (e.g. SCUBA tank or CO2 bottle), high pressure compressor, manual hand pump or an on rifle / integrated pump. Rifles which employ a permanently attached remote feed system to a separate bulk supply are expressly forbidden.

Note: The use of Springer class rifles in a PCP competition category will render the competitor ineligible for prizes in the PCP category. Furthermore, the use of PCP Rifles in a Springer competition category will also render the competitor ineligible for prizes in the Springer category.

3.2.1 OPEN AIR RIFLE: Any Air Rifle

3.2.2 OPEN PCP AIR RIFLE: Any PCP Air Rifle

3.2.3 OPEN SPRINGER: Any Springer Air Rifle

3.2.4 INTERNATIONAL PCP: Any PCP Air rifle with muzzle energy not exceeding 12ft/lbs. (16.27 joules)

3.2.5 INTERNATIONAL SPRINGER: Any Springer Air Rifle with muzzle energy not exceeding 12 ft/lbs. (16.27 joules)

3.3 MUZZLE ENERGY

For Open Springer and Open PCP class matches; the competition organisers reserve the right to disallow the use of any rifle which is considered to be causing excessive damage to targets.

All International Springer and International PCP rifles must be chronographed prior to the start of the first days' competition. The output of those rifles will be recorded by the match director and used as a master reference. Tests or spot checking on subsequent days may be done at any point along the course as determined by the match director. Any failure at these subsequent tests will lead to disqualification. A maximum of 3 shots may be fired before being declared as disqualified. No power adjustments may be made to an International class rifle during a match.

The formula used for calculating ft/lbs muzzle energy is:

Velocity (fps) x velocity (fps) x pellet weight (grains) divided by 450240

or to calculate muzzle energy in Joules:

Energy = $\frac{1}{2}$ x ((pellet weight in grams divided by 1000) x velocity (mps) x velocity (mps))

fps = Feet per second
mps = Metres per second

Refer Annexure 1.

3.5 RIFLE ACCESSORIES

As soon the competition starts all accessories must remain attached to the rifle during the competition. Nothing may be added or removed (unless otherwise specified in the rules). Only the accessories listed in these rules may be used.

3.5.1 Sights

Any form of sighting device may be used. No built-in or separate laser range finding device may be used. (For the purpose of these rules, sight mounts are considered to be an integral part of the sighting device.)

Red dot devices or other low magnification sights to help locate the target are permitted.

3.5.2 Trigger

Any safe functional trigger of any release weight.

3.5.2.1 Release Trigger: Triggers which function on release are expressly forbidden.

3.5.3 Stocks

Any stock of any configuration with no limit as to design is permitted and may be adjusted to accommodate various shooting styles and positions. Additional attachments are not permitted to be added or removed during the course of the competition. Exceptions to this rule may only be granted by the Match Director on occasions where several competitors are sharing the same rifle, and the addition or removal of stock spacers etc. is required in order to adjust the rifle dimensions to each competitor's individual requirement.

3.5.4 Butt Hooks

The use of butt hooks is permitted



3.5.5 Hamster

The use of a Hamster is permitted but must remain securely attached to the rifle during the course of the match. The bottom surface of the hamster may be any shape or form. Extendable hamsters cannot be used in a way that extra support can be achieved.



3.5.6 Thigh Rests

Thigh rests, fixed or removable, are not permitted.

3.5.7 Slings

A single rifle sling, in either single or two point attachment, may be used to carry, and to help steady the rifle whilst aiming. No additional straps are permitted.



3.5.7.1 Sling Attachment: As soon the competition starts at least one side of the sling must remain attached to the rifle whilst the competitor is shooting, irrespective of the sling being used or not. The competitor may detach the sling from the rifle whilst moving between lanes or stowing their rifle for transport.

(Quick connect type sling swivels are considered a part of the sling for the purpose of these rules.)



3.5.8 Trigger Guard

For safety purposes, all firearms used must be fitted with either a part or full trigger guard.

3.5.9 Spirit Level

Spirit level (Only analogue types are permitted)



3.5.10 Scope Sunshade / Enhancer Close Focus Adaptor

Scope sunshades, scope enhancers and close focus adaptors are permitted.



3.5.11 Thermometer

Thermometers, both Digital & analogue are permitted.



3.5.12 Wind Indicator

Wind indicators (Non electronic) are permitted.



*Wind indicator: (Methods of wind indication) – Must be **Non-electronic** and only attached to **the** rifle. Any other form of **shooter-initiated** wind assessment is NOT permitted. (Includes, but not restricted to powders, grass, smoke, dust etc.)*

3.5.12.1 Inclinator

Inclinometers are permitted. (Only analogue types)



3.5.13 Bipods

Bipods are permitted. (Only to support the rifle while not in use)

3.5.14 Accessory Rails, Barrel and Butt-Stock Weights

Accessory rails, barrel and butt-stock weights are permitted

3.5.15 Scope Side Wheel, Pointers and Zoom Levers

Scope sidewheels, pointers and zoom levers are permitted but only analogue types are allowed.

3.5.16 Lenses

Small Lenses attached to the rifle to assist reading markings on side wheels and turrets are permitted.

3.6 OTHER EQUIPMENT AND ACCESSORIES

All equipment and accessories must be presented to the competition organisers or match director **before competition commences** for scrutineering purposes.

Equipment and accessories not specifically mentioned in these rules or allowed for use in accordance with the SSAA Standard Rules may be disallowed from use in the competition.

3.6.1 External Range finders

Range finding devices cannot be used in the competition area at any time but are allowed to be used on the practice/sight in range. (Range officers, Marshals and course builders may use a range finder prior to the start of competition to assist in course building.)

3.6.2 Kneeling protection

One or two kneeling protectors/pads are permitted.



3.6.3 Body straps

Body Straps or harness which lock the natural body movement are not permitted.



3.6.4 Timers

Timers are permitted

3.6.5 Ammunition Container

Ammunition containers such as pouches, tins etc are permitted.

3.6.6 Bag / Cover / Case / Carrying Frame

Subject to local rules: A suitable bag/ case/ frame etc is permitted for use to carry equipment around the range and between lanes

3.7 ELECTRONIC DEVICES

No additional items such as computers, smartphones, tablets, calculators or any other electronic devices are permitted to be used in the competition area.

(Electronic devices are permitted for use by the competition officials as part of their official duties in the operation of the range and running of the competition.)

3.8 WIND READING OPTIONS

To assist competitors in reading the wind the available options are:

- a) Wind indicator (string or similar) attached to the rifle.
- b) Target string (reset cord)

No additional equipment, electronic or other may be used to assist the competitor in evaluating the wind or other weather conditions.

SECTION 4: AMMUNITION

4.1 SUPPLY

Competitors will supply their own ammunition.

4.2 TYPE

Any design of pellet that is completely made of lead, lead alloy, lead zinc, zinc alloy or a similar material may be used. Darts, steel BBs, or other pellets containing hard materials such as steel are not to be used. Any pellets which cause excessive damage to targets may be disallowed for use, by the competition organisers.

4.3 TRANSPORT

During competition ammunition is to be transported in a suitable container (Pouch, Tin, etc.)

SECTION 5: CLOTHING

5.1 Any type of clothing, glove or footwear is allowed provided it is not a hazard to the competitor or others. Footwear must be fully enclosed, thongs and sandals are expressly forbidden. Shooting jackets are permissible.

5.2 Clothing may be padded to reduce the pressure of the rifle stock resting on the arm or knee.

5.3 Separate pads may be worn over non-padded clothing.

5.4 Gloves may not contain any rigid material extending beyond the wrist.

NOTE: Subject to scrutineering. Any items with rigid elements that limit the range of movement of the body are prohibited (see photo for examples)



SECTION 6: EQUIPMENT

6.1 SPOTTING SCOPES

Spotting scopes are not permitted on the firing line during competition. They may be used during sight in periods on the “zero range”.

6.2 SHOOTING MAT OR GROUND CLOTH

Shooting mats and/or ground cloths are permitted for use at the firing line.

6.3 BEAN BAG / SEAT

6.3.1 The bean bag may have any form or shape and must fit in a box 55cms (L) x 55cms (W) x 15cms (H)



6.3.2 The bean bag may only be used as a seat in a freestyle lane (i.e. the bean bag mainly supports the competitors' buttocks).

As exceptions the bean bag may also be used:

- a. In freestyle lanes to support the competitor when kneeling. In this case the bean bag may be used to support one foot, shin or leg;



- b. In freestyle lanes to support the competitor for high positioned targets. In this case the bean bag may be used to support the buttocks or back



6.3.3 The bean bag may not be used to directly support the rifle or as an aid in kneeling, standing or prone lanes.



6.3.4 Only 1 bean bag is allowed per competitor.

6.3.5 The bean bag cannot be used in conjunction with a kneeling roll.

6.4 KNEELING ROLL

6.4.1 To aid kneeling, a kneeling roll may be used to support the ankle and/or shin in a kneeling position.

6.4.2 The kneeling roll may not be used for any other purpose, e.g. for additional support during seated shots.

6.4.3 Shooting without any kind of kneeling support is also allowed.

6.4.4 A kneeling roll in a cone shape may be provided by the organization in the positional kneeling lanes.

Large end (18 cm), Small end (10 cm), Length (max 50 cm)

6.4.5 A competitor may use their personal Kneeling roll.

Shape: roll design, Diameter: 180mm (max), Length: any



6.5 RESERVOIR TANKS

The storage of reservoir tanks on the firing line is prohibited. Refer to Rule 8.2.

SECTION 7: TARGETS

7.1 MAIN EVENT

7.1.1 Fall when hit targets that are resettable from the firing point shall be used. Targets may typically be made of wood and/or steel and may be of any configuration; however those which are representative of human form or protected species are not to be used.

7.1.2 The hit zone shall be circular and of a contrasting colour to the faceplate.

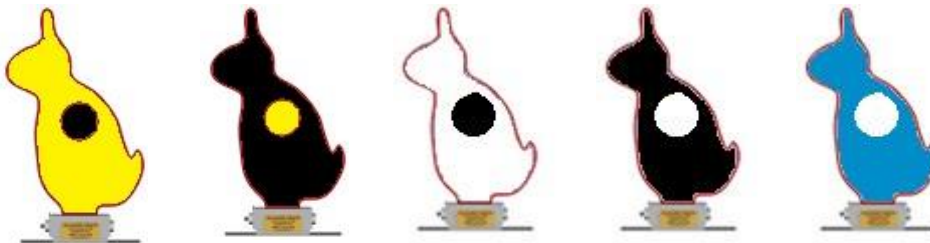
7.1.3 The use of simulated hit zones on any part of the target is prohibited. Standard hit zones shall be 40mm in diameter.

7.1.4 Targets shall be painted before starting a new round or competition.

7.1.5 Target Colours

Any coloured target, or target colour may be used however the following colour combinations make account for colour blindness and are the colours recommended by the World Field Target Federation

- a. Yellow faceplates with black hit-zones, or
- b. Black faceplates with yellow hit-zones, or
- c. White faceplates with black hit-zones, or
- d. Black faceplates with white hit-zones
- e. Light blue faceplates with white hit-zones



7.2 HIT ZONES

The course may contain targets with reduced diameter hit zones, provided that the total number of such targets does not exceed 25% of the total number of targets in the course (**e.g.: 7 targets on a 30 target course may have reduced hit zones**) with the following specifications:

- a) The hit zones may be either 15mm or 25mm or a combination of both.
- b) Maximum ranges for all target hit zones are as follows:

Hit Zone size	15mm	25mm	40mm
Non-enforced position targets	20 metres	35metres	50metres
Enforced position targets	Not allowed	20 metres	40metres

SECTION 8: RANGE STANDARDS

As the Field Target competition is a “simulated field” type event then ideally the Field Target range lends itself well to a “bush” type environment (the traditional range safety zone is often a good place in which to construct a course, provided that the correct approvals are in place and the range proper is closed to shooting whilst the Field Target layout is in use).

This is not to say that it cannot be shot on a more traditional firing range, this means however that considerably more imagination needs to be given to the construction of a challenging layout for the competitor. The challenge of Field Target lies in both the competitors’ ability to judge / range distance and to shoot over that distance with a moderately low powered air rifle.

For championship matches the range is preferably laid out in a bush environment and is made up of not less than 10 to a maximum of 25 mown or cleared lanes, or multiples thereof, with a minimum of 2 and a maximum of 5 targets per lane (refer rule 9.1). Most host clubs will elect to cut 10 to 12 lanes and rotate their targets throughout the course, once each match is completed. Due to the nature of the event and the availability of suitable land this then means that each course will be technically more or less difficult than the next. Such is the nature of Field Target.

On ranges where there are multiple courses in use for a competition each competitor will shoot equally on all courses for a competition to be deemed valid.

8.1 SAFETY

The range must meet all normal and local safety requirements and local range rules will be observed.

8.2 FIRING LINE / POINT

The firing line is for safety and measurement purposes

8.2.1 Each firing line / point must be a minimum of 100cm in length and may consist of:

8.2.1.1 Two posts/pegs driven into the ground to form a gate with a line clearly indicated between them at ground level.



Or

8.2.1.2 A clear line marked on the ground

8.2.1.3 Each firing line shall be clearly numbered.

8.2.1.4 The firing line pegs/poles cannot be used as a means of support whilst the competitor is shooting.



8.2.1.5 The recommended minimum distance between two firing points is 3 metres. (Variations to this rule are allowed to suit local range conditions).

8.2.2 Whilst a competitor is shooting, the muzzle of the rifle must be forward of the firing line and the trigger must remain behind it.

8.3 SHELTER

The firing point may be protected with a roof but the competitors must be exposed to prevailing winds.

8.4 DISTANCES

Target distances are not to be sign posted or revealed in any way to the competitors. The minimum and maximum distances of any target from the firing line must be 9 metres and 50 metres respectively.

8.4.1 When setting a course target distances are to be set from the nearest point of the firing line to the target.



8.4.2 Before starting a championship a competitor may request the organisers to check that a target distance is valid.

8.4.3 As soon the championship starts any target outside the valid distances will be considered as valid.

8.5 ILLUMINATION AND VISIBILITY

Artificial illumination of ranges is allowed. All targets must be clearly visible from all shooting positions within each lane.

8.6 TARGET AND FIRING POINT IDENTIFICATION

8.6.1 Firing Point: Each firing point and shooting lane shall be readily identified by numbers in order to avoid competitor confusion.

8.6.2 Target Numbering: All targets shall be clearly and consecutively numbered except on lanes which are nominated by the Host Branch / Club as “Competitors’ Choice” (Refer rule 9.5).

8.6.3 Target Signage: The signs’ colour should be easily associated with the targets by having similar colour between the target faceplate and the sign. An example is as follows.



8.7 TARGET PLACEMENT

Targets may be placed at a higher or lower elevation to the firing line, but must be fully visible from the shooting position and the target faceplate must face the competitor at a 90 degree angle (plus or minus 5 degrees).

8.8 ZEROING RANGE

On each competition day a practice / sight-in period on a ‘Zeroing Range’ will be provided for all competitors’ use prior to engaging competition on the match target lanes. It is recommended that the ‘Zeroing Range’ be laid out with paper sighter targets at the following intervals: 9m, 10m, 15m, 20m, 25m, 30m, 35m, 40m, 45m, 50m. Once a match has started the zero range will be closed to all competitors. Exceptions to this rule may be granted by the Match Director as described in Rule 11.6.b.

8.9 WIND FLAGS

Wind Flags may be provided on the “Zero Range” but must not be placed on the competition lanes.

8.10 STANDARD POSITIONAL TARGET SIGNAGE

8.10.1 Kneeling



8.10.2 Standing



SECTION 9: COURSE OF FIRE, SCORING, TIED SCORES

9.1 TARGET COUNT

A match shall consist of not less than 30 targets.

9.2 SCORING

A full course of fire must be completed for a score to be deemed valid excepting any circumstance under Rule 11.6 (Leaving the firing line). Scoring shall be on the basis of one point for each hit and a zero for a miss. A hit shall be awarded when a target falls. Any movement of the plate which does not result in the target or the hit zone falling shall be scored as a miss. Hits shall be marked with an X and misses marked with a 0.

9.2.1 Tied Scores (Decision of Ties): In the event of tied scores shoot-offs will be conducted on lanes of 3 targets, until the stalemate is broken, with the grades using the following procedure:

- Master & AAA Grade - All targets shot offhand.
- AA Grade - 2 out of 3 targets compulsory offhand.
- A Grade - 1 out of 3 targets compulsory offhand.
- B grade - No compulsory offhand – competitor’s choice.

9.2.2 All Shots Count: All shots fired by a competitor during the course of competition will be counted in their score even if the rifle may be accidentally discharged. A shot is defined as the discharge of air from the firearm, regardless of a pellet being chambered or not.

9.2.2.1 Non Counting Shots- Exceptions to rule 9.2.2 will be granted in the following instances in either case the competitor will be allowed to continue from where they left off.

A) Ceasefire: In the event of the range officer calling “ceasefire” (refer rule 11.5.3) loaded rifles may be required to be discharged safely downrange.

B) Non-Counting Shot: A competitor may for whatever reason (faulty or damaged pellet, pellet feel, incorrectly loaded etc.) call a “Non-counting Shot”. In this instance the competitor must inform his squad members of his intention to discharge the round into the ground downrange. Under no circumstances is the shot to be fired at a competition target, if so then that target will be scored as a miss.

9.2.3 Insufficient Shots: If a competitor fires less than the required number of shots through their own fault, they shall be scored a miss for each unfired shot.

9.2.4 Loading and Unloading: Firearms may only be loaded once the competitor has taken their position at the shooting lane and must be unloaded and cleared before moving to the next shooting lane.

9.2.5 DISPUTED TARGET: Any disputed target must be challenged immediately after a shot is fired.


9.2.5.1 Under no circumstances should the competitor touch the reset cord until the dispute has been resolved.

9.2.5.2 Targets should be checked by the Range Officer whose decision is final.

Range Officer procedures to validate a target dispute.

1. *The first thing to do is a visual check-up.*
 - a. *Make sure the competitor hasn't touched the reset string.*
 - b. *Check that the reset string isn't stuck or in tension preventing the target to fall.*
 - c. *Check that the target inclination is appropriate.*
 - d. *Check that the target is properly secured*
 - e. *Check that there isn't anything in the surroundings of the target that prevents the target to work correctly (bush, tree, branch etc.).*
 - f. *If the dispute is at the beginning of a session, validate splits;*

2. After passing all of the visual checks, the target will be tested at least 3 times in different hit zone target areas (ex. top, middle and bottom) using the Official WFTF target checking device by a range officer trained in its use.



3. If no issue is identified, the competitor will have a zero (miss).
4. If a target is found to be faulty, the target should be repaired or replaced immediately by a target with similar hit-zone size and will be re-shot by only the competitor who had challenged the shot.
5. If a target is found to be faulty and there's no replacement target, all competitors will be awarded with that point regardless of whether they have already shot the target or not, and it must remain removed for the remainder of the competition.

Note: Contact the National Discipline Chairman for availability of Official WFTF target checking device

9.3 TARGETS SHOT OUT OF SEQUENCE

All targets are to be shot in numerical order.

If an incorrect target is shot at, the competitor scores a '0' and continues with the following target on their score card.



Example: if a competitor on lane 1, shoots target 2 - the wrong one. The competitor will score a "0" on target 1 and will have to reset target 2 and shoot it again.

This rule does not apply to shooting lanes designated “Competitors Choice” (refer rule 9.5)

9.4 ENFORCED POSITION TARGETS

9.4.1 The number of targets to be shot from an enforced kneeling position (refer rule 11.4.1) in any one course must not exceed 10% of the total number of targets in that course.

9.4.2 The number of targets to be shot from an enforced off-hand position (refer rule 11.4.2) in any one course must not exceed 10% of the total number of targets in that course.

9.5 COMPETITOR’S CHOICE

During the conduct of a match the host club may nominate to shoot selected lanes as “Competitor’s Choice” whereby the competitors nominate, prior to firing, the order in which targets will be engaged.

SECTION 10: TIME LIMITS

10.1 TIMING

Competitors are allowed 1 minute for preparation plus 1 minute per target in the lane.

Examples:

In a lane of 2 targets the maximum time allowed is 3 minutes.

In a lane of 3 targets the maximum time allowed is 4 minutes.

In a lane of 4 targets the maximum time allowed is 5 minutes.

In a lane of 5 targets the maximum time allowed is 6 minutes.



e.g.: 2 Targets in a lane = Maximum time 3min

10.2 Timing is continuous and begins when the competitor sits down/kneels, when the eye is put to the sight, the first sight adjustment is made or when the pellet or loaded magazine is inserted into the rifle, whichever comes first.

10.3 Immediately that the lane is vacated by a competitor, the next competitor should enter the lane without any delay.

10.4 Looking through the scope, Range finding, loading of rifle, checking of the wind are all part of the timing process.

10.5 Once a competitor has taken their last shot, the timer should be reset for the next competitor and targets reset. The competitor should then vacate the lane immediately.

10.6 If the total time exceeds time allocated the competitor will forfeit any 'hit' obtained after the expiry of the allotted time.

10.7 Targets not fired upon in the allotted time will be scored as misses.

SECTION 11: COMPETITION REGULATIONS AND OPERATION

Prior to a match commencing the competition organisers will distribute scoresheets to the competitors and break the field up into groups of even numbers of competitors. The number of competitors per group is dependent on the number of lanes available and the total number of competitors. However the minimum permissible number of competitors per group is two (2). One shooting whilst one times and scores for the competitor shooting, as well as ensuring that the rules are being followed.

The competitors will be given a starting point in the course, by the match organisers, and once shooting commences, members of each group of competitors will be required to take turns at shooting, scoring, timing etc at each lane. When everyone in a group has completed shooting a lane of targets they will then move on to and commence shooting the next lane. This process will be repeated until such times as all competitors in all groups have completed the allotted number of lanes for that match.

Competitors must reset any target/s knocked down before they leave the firing line and progressing to the next lane.

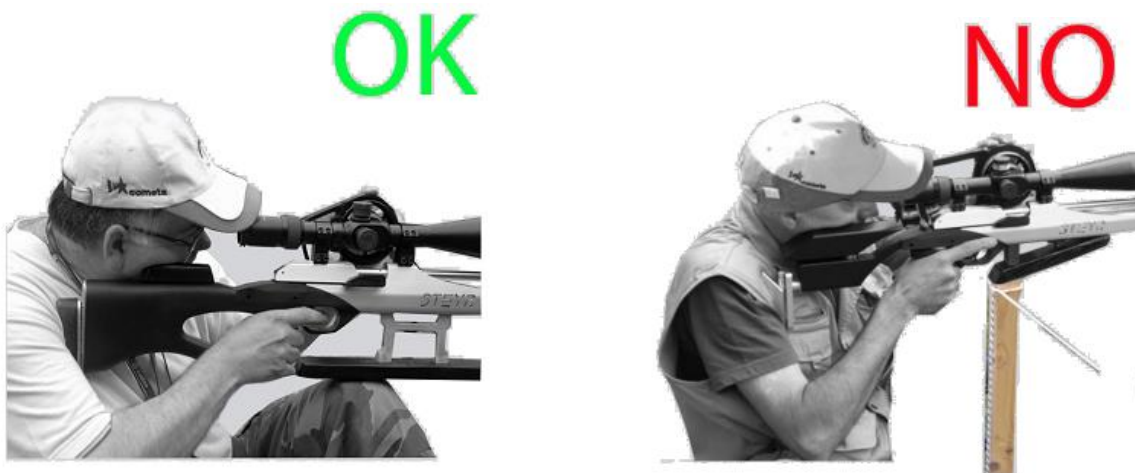
11.1 POSITIONS

Any shooting position is allowed but the basic unenforced / freestyle shooting position is sitting or prone, some targets may be designated as enforced kneeling or enforced off- hand (refer rule 9.4). A clear sign (refer 8.10.1 and 8.10.2) at the firing line shall indicate which targets are to be shot from the kneeling or offhand positions.

11.1.1 Unenforced/ Freestyle: With the assistance of a beanbag, the competitor may use any position that is safe and comfortable to the competitor. No other means of support, other than the competitor, shall be used for the rifle or body. The rifle cannot contact the ground. No body straps are allowed. A rifle sling may be used to steady the aim.

11.1.2 Prone position: When shooting from the prone position the gun and the competitors' forearm, from elbow to fingertips, must be clear of any artificial or natural support. However a sling as described in rule 3.5.7 may be in contact with the competitors forearm in order to help steady their arm.

11.1.3 Range Finding Supports: Only the equipment listed in these rules and the competitors' body is allowed to be used as an aid to steady the aim of the rifle and during the range finding process.



11.2 FIRING LINE

Refer rule 8.2

11.3 FIRING

Only one shot is allowed at any one target. The number of shots taken at any one lane shall not exceed the total number of targets in that lane with the following exceptions:

- a) Rule 9.2.1
- b) In a shoot off (Decision of ties) situation.

11.4 ENFORCED SHOOTING POSITIONS

11.4.1 Enforced Kneeling: There shall be only 3 points of contact with the ground (2 feet and 1 knee). The rear foot shall be upright and straight in line with the knee. A kneeling roll may be used to support the rear foot and/or ankle. The leading hand will support the gun and forward of the wrist shall itself be unsupported.

There shall be only 3 points of contact with the ground (2 feet and 1 knee).






A kneeling roll may be used to support the rear foot and/or ankle only.



The Rear Foot, when viewed from the rear should be vertical in appearance. No other part of the body may be in contact with the kneeling roll.



The Rear Foot is allowed to be angled so the ankle joint may be closer or further from the ground as desired. The toes may be bent or flat.



If a kneeling roll is not present underneath the ankle joint, the ankle joint must not be in contact with the ground or appear to be in contact with the ground.



The rear foot must be visible to the range officer at all times.



The Leading Hand will support the gun, and forward of the wrist should itself be unsupported (the wrist is deemed to be the hinged joint between hand and forearm).



No part of the rifle/hamster shall be in contact with the leading forearm (behind the wrist) or appear to be in contact with the leading forearm.



Touching the jacket sleeve with the hamster is NOT ALLOWED

A rifle sling and/or butt hook may be used to steady the aim.

11.4.2 Enforced Off-hand (Standing):

- a. A shooting position where the shot is taken in an off-hand / standing position without the aid of any support;
- b. There shall be only 2 points of contact (2 feet with the ground);
- c. The lead hand needs to support the rifle using the rifle fore-end or hamster;



- d. The wrist of the leading hand cannot be in any way be restricted of free movement



- e. A single rifle sling and/or butt hook may be used to steady the aim.

11.5 COMPETITOR CONDUCT

11.5.1 Coaching: Coaching or persistent barracking of a competitor in competition is not allowed.

11.5.2 Commence Fire: No competitor will begin firing until the range is declared “Open for Shooting” by the Range Officer.

11.5.3 Cease Fire: In the event of a cease fire command being given all rifles will be unloaded and kept pointing down range until further instructions are given. During a cease fire targets will not be sighted or ranged.

11.5.4 Changing Rifles: Unless it has become disabled (refer rule 11.7) and has been so designated by the Range Officer or Match Director, no competitor will change their rifle during the firing of any match. Different rifles may be used during a tournament but in each tournament (which may consist of multiple matches), the same rifle must be used for all matches in that championship. A claim that a rifle is disabled must be made immediately. All shots fired up to the time that the claim is made will stand as part of the official score.

11.5.5 Practice: Practice on the competition match lanes is not permitted.

11.6 LEAVING THE FIRING LINE

A competitor may leave the firing line under the following conditions:

- a) Voluntary abandonment of the shoot, in which case his score to that point will be presented as a valid result.
- b) To affect a repair to equipment which has been rendered unsafe or incapable of firing a shot by whatever means. This does not include zero shift of optical equipment or poorly zeroed systems.

The competitor may replace the offending part or equipment with the permission of the Match Director, but no visit to the zeroing range is permitted by the competitor, or any person on his behalf using the repaired or exchanged equipment, unless permission is given by the Match Director, before recommencing the match.

- c) Any other occurrence which is deemed valid by the Match Director.

Note: In all the above cases the competitor's scorecard must be handed to the Match Director and their permission obtained to leave the firing line, with a stipulated time for return. The card will be marked with the departure time. Any card not claimed within the designated time will be submitted for scoring.

11.7 DISABLED RIFLE

A disabled rifle is one which:

11.7.1 Cannot be safely aimed or fired.

11.7.2 Has suffered damage so that it cannot be fired or will not function properly and cannot be repaired in time to complete the competition.

11.7.3 Has lost the sight or has suffered damage to the sights. Sight improperly adjusted does not constitute a disabled rifle.

11.8 MALFUNCTION

Failure of the rifle to function properly due to mechanical defects. Functional failures due to improper manual operation are not to be considered as malfunctions.

11.9 MATCHES NOT COMPLETE

When a Match or stage is not completed by all competitors, due to circumstances beyond the Match organizers control, in accordance with the Tournament schedule, the Match or stage may be rescheduled or cancelled. Any match or stage may be rescheduled or cancelled. Any match or stage which has been completed by all competitors will not be refired. Only scores of a match or stage which has been completed will be included in an aggregate event or for National Record purposes, and a match or stage is not completed unless all competitors have fired.

SECTION 12: GRADING

12.1 GRADED COMPETITORS

Are competitors who are officially graded in Air Rifle Field Target Competition.

12.2 PROOF OF GRADING

It is the competitor's responsibility to have their current grading card in their possession when competing in competition using a grading system. Ungraded competitors must obtain their grading card from the tournament officials.

12.3 ESTABLISHING GRADES

A competitor will receive their first grading on the basis of the first match fired, or for a championship they will be graded on the highest score fired in the championship.

12.4 SCORES USED FOR GRADING

Scores used for Field Target Grading are those scores fired in SSAA Field Target matches.

12.5 AIR RIFLE FIELD TARGET GRADING CARDS

Field Target Grading cards are available from the Field Target Discipline Chairman or the SSAA National Office.

12.6 LACK OF GRADING EVIDENCE

It is the competitor's responsibility to have their Field Target grading card, and to present it when required. Any competitor who cannot present such evidence will shoot ungraded. A competitor's grading will not change during a championship. A competitor will enter a championship under their correct grading and fire the entire championship in that grade. Should it be discovered during a championship that a competitor has entered in a grade lower than their correct grade, the championship records will be corrected to show the correct grade for the entire championship.

12.7 COMPETING IN A HIGHER GRADE

Any individual or team may elect, before firing, to compete in a higher grade than the one in which they are graded, provided there is at least 3 other competitors of that higher grade already nominated. Such individual or team must fire in such higher grade throughout the championship and not revert to earned grading for any event in that championship.

12.8 RE-GRADING

A competitor will be upgraded from B grade to A Grade when they fire 2 scores of a higher grade. All other grading upgrades require a competitor to fire 3 scores of a higher grade. If the two or three higher scores are in different grades, re-grading shall be to the lower of the two; the higher scores will also be used toward subsequent re-grading.

12.9 DOWNGRADING

For a competitor to go down a grade they must do so by applying to the Discipline Chairman in writing with due reason and supported by documentary evidence (i.e.

score sheets, medical statements, etc.) that will help the Chairman to reach a decision.

12.10 GRADE BREAKS

As field target layouts vary, as do the number of shots fired, grading must be undertaken as a percentage of targets hit. The following percentage breaks will be applied in order to obtain grading.

Master	-	85-100%
AAA	-	70-84%
AA	-	55-69%
A	-	40-54%
B	-	0-39%

SECTION 13: CHAMPIONSHIP (TOURNAMENT) OFFICIALS

13.1 CHAMPIONSHIP PERSONNEL

Prior to each match, the organisers will appoint and clearly identify a Match Director and if required a Deputy as well as a number of Range Officers where required.

13.1.1 Match Director: The Match Director is directly responsible for the efficient conduct of the entire tournament. He may change the match and firing conditions as shown on the program provided a bulletin is posted for the information of all competitors, and that such changes are not contrary to current SSAA rules. The Match Director is directly responsible for the efficient operation of the range and for the safety and proper discipline of all tournament operating personnel, competitors and spectators. Instructions from the Match Director for the operation of the tournament will be complied with by all persons on the range.

In the application of these rules, the Match Director will confer with the National Chairman, and if needed with the Appeals Committee on any doubtful point and will be guided by the Appeals Committee's decision.

13.1.2 Range Officer: Is to conduct the tournament in a safe and proper manner and carry out the procedures as outlined in these rules. The Range Officer will also check to ensure that competitors on the firing line conform to the rules as outlined in this rule book.

SECTION 14: DEFINITION OF TERMS

MATCH: A match will consist of at least one full course of fire as described in rule 9.1.

CHAMPIONSHIP: A championship will be made up of multiple matches.

TOURNAMENT: A tournament will be made up of multiple championships.

AIR RIFLE: Any air rifle, of any calibre and weight, which complies with state or territory legislation at the time of the event.

PCP: Pre-charged Pneumatic Air Rifle

SPRINGER: An air rifle in which power is generated by a large spring/gas ram and piston.

HAMSTER: A support that is affixed to the underside of the rifle stock and rests on the competitor's hand or knee, depending on the shooting position. The bottom surface of hamster can be in any shape or form. Extendable hamsters cannot be used in a way that extra support can be achieved

SINGLE RIFLE SLING: a sling used to carry the rifle or as a means of steadying the aim. Such a sling shall be attached to the rifle at a minimum of one and maximum of two points when a shot is taken. The sling may be unclipped from the rifle when not in use.

LANE: A defined pathway in which targets are placed.

COURSE: Multiple lanes usually between 10 and 25.

LAYOUT: Multiple courses.

COACHING: Providing information about wind or target distances.

NON-COUNTING SHOT: A shot that is deemed by a competitor to be faulty due to incorrect pellet "feel", damage or incorrectly loaded (e.g.: loaded backwards). Non-counting shots may also be claimed by a competitor shooting a PCP that requires dry firing in order to settle regulator pressure post refilling.

FPS: Feet per second

MPS: Metres per second

FREESTYLE: With the assistance of a beanbag, the competitor may use any position that is safe and comfortable to the competitor. No other means of support, other than the competitor, shall be used for the rifle or body. The rifle cannot contact the ground. No body straps are allowed. A sling may be used to steady the aim.

PRONE: which may be used in the “Freestyle” lane the competitor lays face down. The competitor’s forearm, from elbow to fingertips must be clear of any artificial or natural support. However, a rifle sling as may be in contact with the competitor’s forearm in order to help steady their arm.

A SHOT: A shot is deemed to have been fired if air is discharged from a rifle. A competitor may however fire a shot into the ground after declaring this to his/her lane partners.

WIND INDICATOR: (Methods of wind indication) Must be Non-electronic and only attached to the rifle. Any other form of shooter-initiated wind assessment is NOT permitted. (Includes, but not restricted to powders, grass, smoke, dust etc.)

ANNEXURE 1

The following table lists the maximum Pellet Velocity allowed based on the pellet weight in order to achieve 12fpe/16.27joules

Weight Grains	Weight Grams	FPS	MPS
4.5	0.292	1096	334.1
4.7	0.305	1072	326.9
4.9	0.318	1050	320.1
5.1	0.330	1029	313.8
5.3	0.343	1010	307.8
5.5	0.356	991	302.2
5.7	0.369	974	296.8
5.9	0.382	957	291.7
6.1	0.395	941	286.9
6.3	0.408	926	282.3
6.5	0.421	912	278.0
6.7	0.434	898	273.8
6.9	0.447	885	269.8
7.1	0.460	872	265.9
7.3	0.473	860	262.3
7.5	0.486	849	258.8
7.7	0.499	838	255.4
7.9	0.512	827	252.1
8.1	0.525	817	249.0
8.3	0.538	807	246.0
8.5	0.551	797	243.1
8.7	0.564	788	240.3
8.9	0.577	779	237.5
9.1	0.590	771	234.9
9.3	0.603	762	232.4
9.5	0.616	754	229.9
9.7	0.629	746	227.5
9.9	0.642	739	225.2
10.1	0.654	731	223.0
10.3	0.667	724	220.8
10.5	0.680	717	218.7
10.7	0.693	711	216.6
10.9	0.706	704	214.6
11.1	0.719	698	212.7
11.3	0.732	691	210.8
11.5	0.745	685	209.0
11.7	0.758	680	207.2

Weight Grains	Weight Grams	FPS	MPS
4.6	0.298	1084	330.4
4.8	0.311	1061	323.4
5	0.324	1040	316.9
5.2	0.337	1019	310.8
5.4	0.350	1000	304.9
5.6	0.363	982	299.5
5.8	0.376	965	294.2
6	0.389	949	289.3
6.2	0.402	934	284.6
6.4	0.415	919	280.1
6.6	0.428	905	275.8
6.8	0.441	891	271.8
7	0.454	879	267.8
7.2	0.467	866	264.1
7.4	0.480	854	260.5
7.6	0.492	843	257.1
7.8	0.505	832	253.7
8	0.518	822	250.5
8.2	0.531	812	247.5
8.4	0.544	802	244.5
8.6	0.557	793	241.6
8.8	0.570	784	238.9
9	0.583	775	236.2
9.2	0.596	766	233.6
9.4	0.609	758	231.1
9.6	0.622	750	228.7
9.8	0.635	743	226.4
10	0.648	735	224.1
10.2	0.661	728	221.9
10.4	0.674	721	219.7
10.6	0.687	714	217.7
10.8	0.700	707	215.6
11	0.713	701	213.7
11.2	0.726	695	211.7
11.4	0.739	688	209.9
11.6	0.752	682	208.1
11.8	0.765	677	206.3

11.9	0.771	674	205.4
12.1	0.784	668	203.7
12.3	0.797	663	202.1
12.5	0.810	657	200.4
12.7	0.823	652	198.8
12.9	0.836	647	197.3
13.1	0.849	642	195.8
13.3	0.862	637	194.3
13.5	0.875	633	192.9
13.7	0.888	628	191.5

12	0.778	671	204.6
12.2	0.791	665	202.9
12.4	0.804	660	201.2
12.6	0.816	655	199.6
12.8	0.829	650	198.1
13	0.842	645	196.5
13.2	0.855	640	195.0
13.4	0.868	635	193.6
13.6	0.881	630	192.2
13.8	0.894	626	190.8

13.9	0.901	623	190.1
14.1	0.914	619	188.7
14.3	0.927	615	187.4
14.5	0.940	610	186.1
14.7	0.953	606	184.8
14.9	0.966	602	183.6
15.1	0.978	598	182.4
15.3	0.991	594	181.2
15.5	1.004	590	180.0
15.7	1.017	587	178.8
15.9	1.030	583	177.7
16.1	1.043	579	176.6
16.3	1.056	576	175.5
16.5	1.069	572	174.5
16.7	1.082	569	173.4
16.9	1.095	565	172.4
17.1	1.108	562	171.4
17.3	1.121	559	170.4
17.5	1.134	556	169.4
17.7	1.147	552	168.4
17.9	1.160	549	167.5
18.1	1.173	546	166.6
18.3	1.186	543	165.7
18.5	1.199	540	164.8
18.7	1.212	538	163.9
18.9	1.225	535	163.0
19.1	1.238	532	162.1
19.3	1.251	529	161.3
19.5	1.264	526	160.5
19.7	1.277	524	159.7
19.9	1.289	521	158.9
20.1	1.302	518	158.1
20.3	1.315	516	157.3

14	0.907	621	189.4
14.2	0.920	617	188.1
14.4	0.933	613	186.7
14.6	0.946	608	185.5
14.8	0.959	604	184.2
15	0.972	600	183.0
15.2	0.985	596	181.8
15.4	0.998	592	180.6
15.6	1.011	589	179.4
15.8	1.024	585	178.3
16	1.037	581	177.2
16.2	1.050	578	176.1
16.4	1.063	574	175.0
16.6	1.076	571	173.9
16.8	1.089	567	172.9
17	1.102	564	171.9
17.2	1.115	560	170.9
17.4	1.128	557	169.9
17.6	1.140	554	168.9
17.8	1.153	551	168.0
18	1.166	548	167.0
18.2	1.179	545	166.1
18.4	1.192	542	165.2
18.6	1.205	539	164.3
18.8	1.218	536	163.4
19	1.231	533	162.6
19.2	1.244	530	161.7
19.4	1.257	528	160.9
19.6	1.270	525	160.1
19.8	1.283	522	159.3
20	1.296	520	158.5
20.2	1.309	517	157.7
20.4	1.322	515	156.9

20.5	1.328	513	156.5
20.7	1.341	511	155.8
20.9	1.354	508	155.0
21.1	1.367	506	154.3
21.3	1.380	504	153.5
21.5	1.393	501	152.8
21.7	1.406	499	152.1
21.9	1.419	497	151.4
22.1	1.432	494	150.7
22.3	1.445	492	150.1
22.5	1.458	490	149.4
22.7	1.471	488	148.7
22.9	1.484	486	148.1
23.1	1.497	484	147.4
23.3	1.510	482	146.8
23.5	1.523	479	146.2
23.7	1.536	477	145.6
23.9	1.549	475	145.0
24.1	1.562	473	144.3
24.3	1.575	472	143.8
24.5	1.588	470	143.2
24.7	1.601	468	142.6
24.9	1.613	466	142.0
25.1	1.626	464	141.4
25.3	1.639	462	140.9
25.5	1.652	460	140.3
25.7	1.665	459	139.8
25.9	1.678	457	139.2
26.1	1.691	455	138.7
26.3	1.704	453	138.2
26.5	1.717	452	137.7
26.7	1.730	450	137.1
26.9	1.743	448	136.6
27.1	1.756	447	136.1
27.3	1.769	445	135.6
27.5	1.782	443	135.1
27.7	1.795	442	134.6
27.9	1.808	440	134.2
28.1	1.821	438	133.7
28.3	1.834	437	133.2
28.5	1.847	435	132.7
28.7	1.860	434	132.3
28.9	1.873	432	131.8
29.1	1.886	431	131.4
29.3	1.899	429	130.9

20.6	1.335	512	156.1
20.8	1.348	510	155.4
21	1.361	507	154.6
21.2	1.374	505	153.9
21.4	1.387	502	153.2
21.6	1.400	500	152.5
21.8	1.413	498	151.8
22	1.426	496	151.1
22.2	1.439	493	150.4
22.4	1.451	491	149.7
22.6	1.464	489	149.1
22.8	1.477	487	148.4
23	1.490	485	147.8
23.2	1.503	483	147.1
23.4	1.516	481	146.5
23.6	1.529	478	145.9
23.8	1.542	476	145.3
24	1.555	474	144.7
24.2	1.568	473	144.1
24.4	1.581	471	143.5
24.6	1.594	469	142.9
24.8	1.607	467	142.3
25	1.620	465	141.7
25.2	1.633	463	141.2
25.4	1.646	461	140.6
25.6	1.659	459	140.1
25.8	1.672	458	139.5
26	1.685	456	139.0
26.2	1.698	454	138.4
26.4	1.711	452	137.9
26.6	1.724	451	137.4
26.8	1.737	449	136.9
27	1.750	447	136.4
27.2	1.763	446	135.9
27.4	1.775	444	135.4
27.6	1.788	442	134.9
27.8	1.801	441	134.4
28	1.814	439	133.9
28.2	1.827	438	133.4
28.4	1.840	436	133.0
28.6	1.853	435	132.5
28.8	1.866	433	132.0
29	1.879	432	131.6
29.2	1.892	430	131.1
29.4	1.905	429	130.7

29.5	1.912	428	130.5
29.7	1.925	427	130.0
29.9	1.937	425	129.6
30.1	1.950	424	129.2
30.3	1.963	422	128.7
30.5	1.976	421	128.3
30.7	1.989	420	127.9
30.9	2.002	418	127.5
31.1	2.015	417	127.1
31.3	2.028	415	126.7
31.5	2.041	414	126.3
31.7	2.054	413	125.9
31.9	2.067	412	125.5
32.1	2.080	410	125.1
32.3	2.093	409	124.7
32.5	2.106	408	124.3
32.7	2.119	406	123.9
32.9	2.132	405	123.5
33.1	2.145	404	123.2
33.3	2.158	403	122.8
33.5	2.171	402	122.4
33.7	2.184	400	122.1
33.9	2.197	399	121.7
34.1	2.210	398	121.4
34.3	2.223	397	121.0
34.5	2.236	396	120.6
34.7	2.249	395	120.3
34.9	2.261	393	120.0

29.6	1.918	427	130.3
29.8	1.931	426	129.8
30	1.944	424	129.4
30.2	1.957	423	129.0
30.4	1.970	422	128.5
30.6	1.983	420	128.1
30.8	1.996	419	127.7
31	2.009	417	127.3
31.2	2.022	416	126.9
31.4	2.035	415	126.5
31.6	2.048	413	126.1
31.8	2.061	412	125.7
32	2.074	411	125.3
32.2	2.087	410	124.9
32.4	2.099	408	124.5
32.6	2.112	407	124.1
32.8	2.125	406	123.7
33	2.138	405	123.4
33.2	2.151	403	123.0
33.4	2.164	402	122.6
33.6	2.177	401	122.3
33.8	2.190	400	121.9
34	2.203	399	121.5
34.2	2.216	397	121.2
34.4	2.229	396	120.8
34.6	2.242	395	120.5
34.8	2.255	394	120.1
35	2.268	393	119.8