



**FIELD RIFLE
AND
SCOPED THREE
POSITIONAL RIFLE**

OFFICIAL NATIONAL RULES

Revised 2017

No.8

Amendment Table

Version		Brief Description of Amendment(s)
No.	Year	
8	2017	<ul style="list-style-type: none"> - Addition of amendment table. - Insertion of Imperial measurements. - Section 3.1 & 3.2, weight increases. - Section 3.10, addition of malfunctions. - Section 21.1, 21.2 & 21.4 Changes to establishing grades, lack of evidence and re-grading. - Section 14.4, reduction in time for the Prone position from 30mins to 20mins. This aligns with international competition. - Section 23, Scoped 3-Positional Range Commands changed to reflect change in Prone time limit. - Addition of Rule 9.1.1 – New Australian & National Records

Contents

SECTION 1: AIMS AND OBJECTIVES.....	7
SECTION 2: SSAA STANDARD RULES	7
SECTION 3: RIFLE SPECIFICATIONS	9
SECTION 4: EQUIPMENT AND MODE OF DRESS FOR COMPETITORS.....	11
SECTION 5: COURSE OF FIRE FOR CENTREFIRE FIELD RIFLES.....	12
SECTION 6: COURSE OF FIRE FOR RIMFIRE FIELD RIFLES.....	12
SECTION 7: DEFINITION OF SHOOTING POSITIONS	13
SECTION 8: MODE OF SHOOTING THE TOURNAMENT.....	13
SECTION 9: COMPETITORS.....	16
SECTION 10: RANGE FACILITY REQUIREMENTS	18
SECTION 11: STAFFING REQUIREMENTS AND DUTIES.....	19
SECTION 12: TARGET SPECIFICATIONS	20
SECTION 13: SCORING, PENALTIES, CROSS FIRES, EXTRA SHOTS ETC.	21
SECTION 14: RULES FOR SSAA SCOPED THREE POSITIONAL RIFLE COMPETITION.....	24
SECTION 15: PROFICIENCY AWARDS	28
SECTION 16: HARRY MADDEN MEMORIAL SHIELD (PERPETUAL FIELD RIFLE TEAM TROPHY).....	32
SECTION 17: SCOPED 3 POSITIONAL TEAM TROPHY	32
SECTION 18: FIELD RIFLE HALL OF FAME	32
SECTION 19: SCOPED 3-POSITIONAL HALL OF FAME	32
SECTION 20: LEE BETTRIDGE PERPETUAL 4-GUN AGGREGATE SHIELD	33
SECTION 21: GRADES.....	33
SECTION 22: RANGE COMMANDS, SAMPLE CLAIM FORMS, TARGETS, AWARDS, MEDALS	35

Preamble to Field Rifle Rules:

Field Rifle competition is the end result of many years of trial and error to provide the Australian hunter with a simulated field position shoot under rifle range conditions.

The competition is broadly designed around the four most used field positions, over various distances for both rimfire and centrefire rifles. Participation in this event will not only improve the hunter's marksmanship but will also teach the shooter the limitations and capabilities of their equipment.

Field Rifle was accepted into SSAA competition in 1970 and has since enjoyed a healthy following. The degree of participation varies with the requirements of the individual, from the casual shooter at club level, to the dedicated discipline of national competition.

These Rules, for the conduct of National Championships, have been compiled by the Discipline Subcommittee, with amendments by the SSAA National Discipline Chairman's Conference and approved and ratified for printing by the SSAA Inc National Board.

SSAA FIELD RIFLE AND SCOPED THREE POSITIONAL RIFLE

NATIONAL RULES

REVISED 2017

No. 8

For the purpose of these competitions, the rules shall apply equally to both centrefire and rimfire field, hunting or sporting rifles (hereafter referred to in these Rules as "Field Rifles") with the exception of: the distance or range to be fired over, the targets applicable to each, and rifle specifications, unless otherwise indicated in these Rules.

A category for Magnum Rimfire Rifle was introduced in 2008. The match for Magnum Rimfire Rifles will be a supplementary event.

SECTION 1: AIMS AND OBJECTIVES

1.1 AIMS AND OBJECTIVES

- 1.1.1 To broadly simulate the positions most used in the field, under rifle range conditions with a view to improving a hunter's performance.
- 1.1.2 To provide an environment for the experimentation and development of a field or hunting rifle towards the ultimate.

SECTION 2: SSAA STANDARD RULES

The SSAA Standard Rules cover common rules, including the protest and appeals process that apply to all disciplines.

The current edition of the Standard Rules is available on the SSAA website at www.ssaa.org.au/standard-rules

These Standard Rules should be used with each discipline's current rule book and they take precedence over any rule that may be in a discipline's rule book.

The Rules covered are shown as headings and subheadings in this rule book.

2.1 COMPETITOR'S ELIGIBILITY

2.2 JUNIOR COMPETITORS

2.3 PERSONS WITH DISABILITIES

2.3.1 Authorisation

2.3.2 Substitute position

2.3.3 Awards, trophies, records, etc.

2.3.4 Protests

2.4 COMPETITORS RESPONSIBILITY

2.4.1 Competitors and Officials to be familiar with the Rules

2.4.2 Sportsmanship

2.4.3 Behaviour

2.4.4 Range Safety Rules

2.4.5 Safety Equipment

2.4.6 Clothing

2.5 STUCK LIVE ROUND: MANDATORY RULE

2.6 RULE INFRINGEMENTS

2.7 DISCIPLINE CHAIRMAN'S AUTHORITY

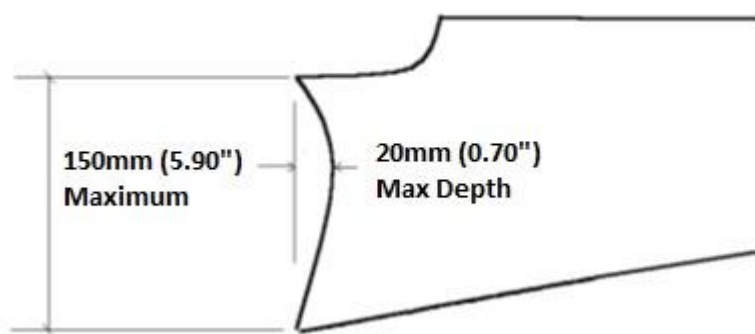
2.8 PROTEST AND APPEALS COMMITTEE

2.9 SUPPLEMENTARY EVENTS

SECTION 3: RIFLE SPECIFICATIONS

- 3.1 Centrefire Field Rifles** may be of any calibre and chambered for any centrefire factory or wildcat cartridge, any type of action that is safe may be used; bolt, lever, slide, self-loading, single shot etc. The weight limit is 5.5 kilograms (12.12lbs) including: bolt, empty magazine, sights, and all accessories except sling (see Section 3.6). Note the weight limit was changed at the end of 2017 from 5.0 kilograms to 5.5 kilograms.
- 3.2 Rimfire Field Rifles** shall have the same specifications as centrefire rifles except that they must be chambered only for the .22LR rimfire cartridge and not weigh more than 4.6 kilograms (10.14lbs) including: bolt, empty magazine, sights, and all accessories except sling (see Section 3.6). Note the weight limit was changed at the end of 2017 from 4.0 kilograms to 4.6 kilograms. Note: Rimfire "Extruder" type barrels are not permitted for use in this class.
- 3.3 Magnum Rimfire Field Rifles** shall have the same specifications as centrefire rifles except, they must be chambered for rimfire cartridges, other than .22, long and short.
- 3.4 Sights:** Any type of sight may be used throughout the shooting of any one competition, and the making of sight adjustments during a competition will be permitted.
- 3.5 Butt plates:** The Butt plate is that part of the stock of the rifle that would normally come in contact with the shoulder. The centre of which is on a tangent 90 degrees below the axis of the bore. The curvature of the butt plate must not exceed either a depth of 20mm (0.79") or a length across the arc of 150mm (5.90").

Note: Drawing.

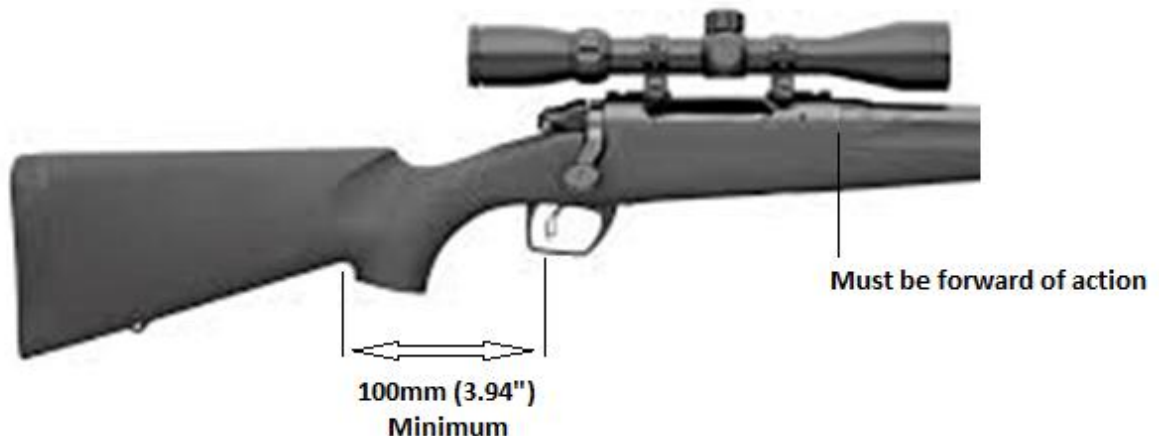


- 3.6 Accessories:** In both centrefire and rimfire classes: butt prongs, palm rests, sling stops, adjustable butt plates and adjustable cheek pieces, shall not be permitted.

Note: Rifles fitted with adjustable butt plates or cheek pieces may be used provided these are not re-adjusted during the match.

- 3.7 Slings:** The only aid allowable (which is optional) is a sling, which shall include for purposes of Section 3.1 and 3.2: sling swivels, studs, and screws etc. Accessory rails or tracks shall be classed as part of the rifle and therefore subject to the weigh in. The sling shall not be wider than 70mm. (2.75") at any point except the buckles or such devices as are used to regulate its length. If a sling is used, it must be fastened to the stock at two points, the fore-end attachment must be forward of the front of the action and the rear attachment must be a minimum of 100mm (3.94") behind the centre point of the face of the trigger blade. Triggers with adjustable blades are to be measured from the rear most position. A sling may be adjusted but not added to or removed from a rifle once a match has commenced. Whelen slings and those used in this manner, double arm slings and similar devices are specifically excluded. Slings that are specifically moulded are also excluded.

Note: Image below details minimum sling position placement points



- 3.8 Weights:** No weights, attachments or devices shall be added to, adjusted, or removed from the rifle, or sling, for the purpose of changing the weight or balance of the rifle after the weigh in e.g. "heavy" slings, muzzle weights etc.
- 3.9 One rifle only** shall be used throughout the shooting of any one competition, except where the Range Officer can verify that through no fault of the shooter a breakage or failure of some part of a rifle, which has not been due to negligence or faulty reloading practices, prevents a competitor from completing the course of fire in the scheduled position. In which case the Range Officer shall note the time remaining for that competitor and they shall be allowed to use another rifle, provided it complies with these rules in all aspects, and resume shooting as soon as possible or after their detail has completed firing. If the breakage or failure occurs during a 3 shot burst of rapid fire and after at least one shot has been fired, then the entire 6 shots for that target are to be reshot. No sighting shots are to be allowed. It is required that the Range Officer check the rifle for compliance as soon as time permits, but prior to the completion of scoring.

3.10 MALFUNCTION

Malfunction is a failure of the rifle to function properly due to a mechanical defect or defective or incorrect ammunition. Functional failures due to improper manual operation, reloading or magazine feeding issues are not to be considered as malfunctions.

- 3.11 **Under no circumstances** is a competitor to be given extra shooting time other than that outlined in these rules.

SECTION 4: EQUIPMENT AND MODE OF DRESS FOR COMPETITORS

- 4.1 **Spotting Scopes** to see where shots strike the target will be permitted for a competitor's own use.

Note: Section 8.12.

- 4.2 **Shooting Mats:** The use of shooting mats shall be permitted. The front portion of the mat may be of a compressible material not more than 50mm (1.97") thick and 500mm (19.68") x 750mm (29.52") in size.

The remainder of the mat can have a maximum overall size of 800mm (31.50") in width x 2m (6.56') in length. Folding of the mat is permitted for use in the sitting position provided that the mat does not form more than 3 layers and that the folded mat does not exceed 50mm (1.97") before compression (compressible by body weight). The mat cannot be folded in such a manner as to provide greater support or stability than would be afforded by a flat mat. An alternative of two mats is permitted, one thick and one thin, but together they must not exceed the dimensions as indicated above. The use of moulded sitting supports is not permitted. No kneeling cushions or seats of any kind will be permitted, with the exception of **Section 2.3 (Persons with Disabilities)**.

- 4.3 **Shooting gloves** or mitts are not permitted.

- 4.4 **Coats:** Commercial type trap and skeet vests and shotgun shooting shirts are permitted as well as clothing normally suitable for existing climatic conditions. Shooting coats, unnecessarily heavy clothing or anything on the person that would provide artificial support or change in rifle balance (except as approved in Section 4.6) such as clothing having excess padding or stiffening material, or which restricts or supports the body in the shooting position shall not be worn.

- 4.5 **Boots / Shoes** shall be without steel bars, wide soles, or other stiffening devices in the upper except for steel toe protection. The height of the shoe or boot from the floor to the highest point must not exceed two thirds (2/3) of the length.

SECTION 5: COURSE OF FIRE FOR CENTREFIRE FIELD RIFLES

Shall be **42 rounds**, fired in the following order for a full match.

- 5.1 Rapid Fire: 12 rounds** rapid fire in **4 bursts of 3 shots** in each burst, to be fired from the standing unsupported position at a distance of **25 metres**. Time allowed to fire each burst of 3 shots is to be **15 seconds** and no more than 3 rounds of ammunition are to be loaded into a magazine at any time.
- 5.2 Standing: 10 rounds** slow fire, from the standing unsupported position at a distance of **50 metres**.
- 5.3 Standing Post Rest: 10 rounds** slow fire, from the standing with a post rest position at **100 metres / yards**
- 5.4 Sitting or Kneeling Post Rest: 10 rounds** slow fire, from the sitting or kneeling with a post rest position at **200 metres / yards**.
- 5.5 Single or Magazine loading** shall apply in any position. Except as required under Section 5.1, no more than 5 rounds of ammunition are to be loaded into a magazine at any one time, if used. One magazine only may be used and must be the magazine submitted with the rifle for weigh in certification. At no time are more than 5 rounds to be loaded into the rifle.
- 5.6 Time** allowed to fire 10 rounds in the last three positions shall be 15 minutes from the time the "Commence Fire" command has been given by the Range Officer. A 2-minute warning call should be given by the Range Officer at the 13-minute mark of each of the slow fire positions.
- 5.7 A half match** can be conducted (usually for training purposes) with the timing and amount of shots for each position being halved. The target distance is the same as for a full match and competitors will be ineligible for any medal awards.

SECTION 6: COURSE OF FIRE FOR RIMFIRE FIELD RIFLES

- 6.1 Course of Fire for .22LR Rimfire Field Rifles**
For a full match of Rimfire Field Rifle, the number of rounds, the timing and the positions will be the same as for Centrefire Field Rifles, but the rapid fire and slow fire standing unsupported positions will both be fired at **25 metres**. Both post rest positions will be fired at **50 metres**.
- 6.2 Course of Fire for Magnum Rimfire Field Rifles**
For a full match of Magnum Rimfire Field Rifle, the number of rounds, the timing and the positions will be the same as for Centrefire Field Rifles, but the rapid fire and slow fire standing unsupported positions will both be fired at **25 metres**. Standing post rest position will be fired at **50 metres** and sitting post rest position will be fired at **100 metres**.

SECTION 7: DEFINITION OF SHOOTING POSITIONS

In describing these positions, it is assumed that the competitor is right handed, or if left handed, then the reverse applies.

- 7.1 Offhand / Standing** is defined as: standing erect on both feet without support of any kind for either the rifle or the competitor, with no part of the body or limbs to touch the ground or any other object, except the soles of the boots/shoes.
- 7.2 Standing Post Rest** is defined as: standing erect on both feet and placing the left hand or rifle, or both, against a post erected for this purpose, while holding the fore-end of the rifle with the left hand or resting the fore-end of the rifle on the left wrist or forearm.
- 7.3 Sitting or Kneeling Post Rest** shall be the same as standing post rest, except that the competitor must either sit or kneel down. The manner of sitting or kneeling is left to the competitor's own choice. The competitor will place the left hand or rifle, or both, against the post, and hold the fore-end of the rifle in the same manner as described for the standing post rest position.
- 7.4 Safety:** In the interests of safety, all competitors must keep their bodies behind the firing line at all times while shooting is in progress and be subject to the Range Officer's commands. Allowance shall be made for fingers around the posts etc., extending no more than 100mm (3.94") immediately in front of the posts.
- Note:** The starting or ready position for rapid fire is defined in Section 8.8.
- 7.5 Rifle Butt Position:** In all positions shot, the rifle butt is to be held in contact with the shoulder, being defined as that area above the biceps muscle to the collar bone.

SECTION 8: MODE OF SHOOTING THE TOURNAMENT

- 8.1 Rifle and Equipment Check:** Prior to the commencement of the competition each competitor shall have their rifle and equipment checked by the Match Directors, Range Officer or others nominated to ensure compliance with Sections 3 and 4 of these Rules. Rifles and equipment passing the check are still subject to protest and appeal for any possible infringement of the rules.
- Note:** During the competition the Range Officer will conduct a spot check of competitors to ensure that all rifles and equipment are in accordance with these Rules. This check will be carried out at the end of a detail for all registered tournaments. The competitors subject to such checks will be picked by way of lottery.

- 8.2 Position Rotation:** At registered tournaments, the host shall draw or consign to each competitor their starting position number and detail number. On completion of each detail, each competitor shall move to the right 1/4 of the total number of firing positions used, calculated to the nearest whole number (start cards, should be issued).
- 8.3 Sighting Shots:** A sighting detail will be allowed for each competitor before the commencement of competition. Once a competitor has commenced the competition, no sighting shots will be allowed to be fired from the rifle used in the competition during breaks, i.e. waiting time between details, changing of targets etc. The practice of dry firing will be permissible when done in a safe manner.
- 8.4 Briefing:** Competitors shall be called together prior to the commencement of the competition and the Range Officer or other nominated person will brief them on the following:
- 8.4.1** The procedure outlined in these Rules for appeals, the fee to be employed and the names of the members of the Appeals Committee.
- 8.4.2** The procedure for dealing with misfires outlined in these Rules.
- 8.4.3** The procedure for dealing with a jammed live round (stuck live case) which fails to extract in the normal manner.
- 8.5 Competitors** shall be called to the firing line prior to the commencement of each detail and the following information given to them (if required) by the Range Officer: name, competitor number, position number, position to be contested, mode of fire, distance to the targets and the time limit with the warning call. The Range Officer will then check that the number of rounds displayed is correct and that all competitors are ready, and then proceed with the course of fire.
- 8.6 Ammunition:** Only the exact number of rounds relevant to the course of fire for each position is to be taken to the firing line. A round may not be exchanged for another except as outlined in **Section 8.13** and **8.16**, or if a round is accidentally damaged before being loaded into the firearm to the extent that the round, if fired, may be unsafe or cause damage to the firearm. This exchange must be supervised by the Range Officer.
Note: Section 2.3 and 9.2.
- 8.7 Rapid Fire:** At the discretion of the Range Officer, according to the number of competitors required to fire, or the time available to complete the match, competitors in the rapid-fire details shall be called to the line in squads of not more than a suitable number than can be controlled by the Range Officer at any one time. This is to ensure that the Range Officer can supervise safety precautions.

- 8.8 Rapid-Fire starting position and procedure:** Before each burst of rapid fire, the Range Officer shall make certain that each competitor loads 3 rounds into their magazine (if a magazine rifle), that the breech is open, and that the muzzle of the rifle is pointed down range. The rifle is to be held in both hands, with the butt stock at waist level and visible below the elbow.
- 8.9 Rapid-Fire timing and commands:** The Range Officer will then ask, "Is any shooter **not** ready?" and if there is no reply within 3 seconds, will then give the command, "**COMMENCE FIRE**". The command is to be given with a one second delay between the words. The commencement of the timing (shooting) is to be taken from the word "**FIRE**" and checked with a stop watch for the expiration of 15 seconds.

The rifle must remain in the start position and the bolt is not to be closed until the word "**FIRE**".

The "**CEASE FIRE**" command is to be given in a similar manner with the word "**CEASE**" to start at the 14 second mark, and the word "**FIRE**" to be given exactly on the 15 second mark. The word "**FIRE**" being the operative word in each command.

This procedure shall be repeated until the 12 rounds have been fired, whereupon the magazines and chambers of all competitors' rifles shall be checked by the Range Officer to ensure that they are empty before the competitors leave the firing line.

- 8.10 Slow Fire Timing:** For the slow fire sections in the standing and both post rest positions and after all competitors are in their correct places and have been briefed and had their number of rounds checked, the Range Officer will then give the order to "**COMMENCE FIRE**". All competitors will then have 15 minutes to complete firing their 10 shots (7 minutes to fire 5 shots in a half course).

The bolt is not to be closed until the word "**FIRE**".

A 2-minute warning call will be given by the Range Officer at the 13-minute mark in each of the slow fire positions.

- 8.11 Disruption to competition:** Once a competition has begun, it is to continue without unnecessary delays to its completion except for exceptional circumstances, i.e. shooting could continue through a rain shower but would stop for a torrential downpour. Range Officers are required to exercise their discretion in this regard.
- 8.12 Coaching:** There is to be no outside assistance of any nature, including spotting, whilst a competitor is on the firing line at registered tournaments.

- 8.13 Misfires:** In the event of a misfire with either rimfire or centrefire due to faulty ignition of the cartridge, the competitor shall notify the Range Officer who will inspect the round, and if it shows a firing pin indentation, another round shall be allowed. In the event of a misfire in the rapid-fire position, a competitor shall cease shooting, make their rifle safe, and notify the Range Officer. If found to constitute a misfire the competitor shall then re-fire the 6 shots for that particular aiming mark (target). The number of rounds that can be replaced in a match for a misfire shall not exceed 2 rounds for Field Rifle, and 3 rounds for 3 Positional Scoped Rifle.
- 8.14 Required number of shots:** A shooter shall not be disqualified for failing to place the required number of shots on their targets in any one position (including rapid fire). Subject to **Section 3.9**, only the shots on their target (though less than specified) shall be scored. Under no circumstances, except as provided for in **Sections 8.13** and **8.15**, is a competitor to be allowed another attempt on another target.
- 8.15 Reshoots:** The Range Officer and or the National Discipline Chairman only, may if they deem that a competitor has not received a fair opportunity due to some act of providence or unforeseen circumstance, i.e. targets displaced or falling from the target frames, a malfunction of any range equipment, or a misinterpretation of rules and/or range orders given by the Range Officer, or other range staff etc., permit a target/s to be replaced by new one/s or replace the original target/s and allow a competitor another attempt.
- 8.16 Replacement of a round:** Under the supervision of the Range Officer a competitor may exchange 1 or more rounds providing there is no Firing Pin indentation on the round or rounds. A shooter will not be allowed extra time for replacement for anything other than a range fault. All other rounds shall be replaced during the time allowed for the detail (this exchange will be witnessed by the Range Officer or designated person).
Note: Section 2.3 and 8.13.

SECTION 9: COMPETITORS

9.1 National and Australian records:

- 9.1.1** The specifications for Field & 3P Rifles were changed at the end of 2017 with an increase in weight for:
- Centrefire Field & 3P Rifles from 5.0 kilograms to 5.5 kilograms
 - Rimfire Field & 3P Rifles from 4.0 kilograms to 4.6 kilograms.

All records set before 2018 will continue to be recognised with the rifle weight as part of the record, e.g. current rimfire record 99.2 (4.0kg).

From 2018 new records set will show the weight as part of the record, e.g. new rimfire record 99.3 (4.6kg)

9.1.2 Claiming National and Australian records: All scores to be recognised as records must be fired at Registered Matches as per **Section 11.3**. Australian Records may be fired at any registered match. National Records may only be claimed at the Annual National Championships for that discipline.

9.1.3 Ratification of National and Australian records: Record claims and targets fired at a National Championship will be checked and ratified by the Subcommittee following completion of the competition. Australian record claims including targets can be sent to the National Discipline Chairman at any time during the competition year between Nationals. At the next Subcommittee meeting, following receipt of the claim, the National Discipline Chairman will submit any Australian Record claims including the targets to the Subcommittee meeting for ratification.

The National Discipline Chairman may record Australian Record claims submitted during the year as provisional records until ratified by the Subcommittee. Following the ratification of both National and Australian records the National Discipline Chairman will arrange for the records to be recorded.

9.1.4 Current National and Australian records should be posted at the range prior to a National Championships. Competitors should familiarise themselves with record scores as it is the responsibility of the competitor to ensure the Delegate submits targets and score sheets relating to a record claim to the National Discipline Chairman

9.2 Handloading: As Field Rifle shooting encourages and facilitates the handloading of ammunition, it is the responsibility of the competitor to ensure that all safe practices and codes outlined for such procedures are diligently observed.

9.3 Competitor's responsibility: The onus to complete firing within the time limits as laid down in these Rules is entirely the responsibility of the competitor, however the host Branch should institute all procedures to assist in this regard.

9.4 Complying with these rules: A competitor is to ensure that all equipment and positions used under the provisions of this rule book comply with these Rules though it is not necessary for it to be checked by the Range Officer prior to use.

A competitor utilising equipment or positions that do not conform to these rules will be ineligible to claim any trophies, prizes, or records for which the infringements occurred.

If the rifle is of a different calibre than the one originally nominated for the competition, the competitor is to ensure that the Head Scorer is notified before the targets are scored.

Note: Section 2.5

SECTION 10: RANGE FACILITY REQUIREMENTS

- 10.1 Safety:** The range must meet all normal and local safety requirements.
- 10.2 Capacity and distances:** The range must be able to accommodate a minimum of 10 shooting stations (preferably 15-20) and target frames at measured distances of 25 metres, 50 metres, 100 and 200 metres or 100 and 200 yards. The tolerances for these distances are -0% and +1%.
- 10.3 Posts:** For standing and kneeling / sitting post rest positions, posts are to be provided to the following specifications: A "post" is defined as a length of wood, pipe, or other suitable material, either round, square or rectangular, which is firmly erected vertically in the ground or shooting station of concrete etc. If round, the pipe's diameter must not be less than 7cm or if rectangular, not less than 7cm x 5cm with a height of not less than 2 metres above the station that the shooter fires from.
- 10.4 Wind Flags** are to be provided and the minimum requirement is that one flag be placed at each end of the target frame at distances of 25 and 50 metres, 100 metres / yards, 200 metres / yards and one at each of 10 metres and 150 metres from the firing line in line with each row of flags. Therefore, the minimum number of flags required for centrefire if only one frame is used is 12, and 6 per frame in rimfire, however this number increases by 6 for centrefire and 3 for rimfire for each additional frame where practicable. The flags at the outermost ends of the target frame lines at each distance must be 3 metres outside the line of sight of the leftmost and rightmost firing points used in the event.
- 10.5 Target Frames:** The line of target frames shall be parallel to the firing line. The optimum target height from the level of the shooting station to the target centre is between .5 and 1.35 metres. Wherever possible the target height above the firing line is to be .5 metre for the low positions and 1.35 metres for the high positions. Variation in the height of target centres above the level of the firing line must be minimised. **Large numbers** shall be positioned on the target frame at all ranges to clearly identify the set of targets belonging to each competitor. A frame shall accommodate no more than 6 competitors.
- 10.6 Target Spacing:** Two targets as specified in **Section 12** of these Rules are to be displayed side by side. Either two single target cards or one card with two targets for each competitor with a minimum of 50mm spacing between the lowest scoring rings of each target may be used. Each set of targets belonging to separate competitors shall be spaced no closer than the diameter of the lowest scoring ring of the target being used between the lowest scoring rings of each set of targets.
- 10.7 Target Backers** are to be provided at each range and these are to be set as near as practical to 1 metre behind the target line and at the target height. Target backers are to be made of target card or similar material. On

completion of each detail the target backers are to be collected with the competition targets and handed to the Scorers.

- 10.8 Scales:** The range will also provide a scale that will weigh up to a total of not less than 6.0kgs, checked to have an accuracy within the limits of 10grms. These scales should be available at all times.
- 10.9 Gauges:** A set of scoring gauges from 4.5 millimetres (.172 inches) must be provided and form part of the target scorers' equipment, as well as SSAA approved overlay scoring slides. The scorer at their discretion, may use either plug gauges or the overlay scoring slide with the Overlay being the preferred method. The appropriate scoring plug gauges are to be used for .22 LR rimfire and .224 centrefire respectively. Plug gauges if used can only be inserted into a shot once and should be marked accordingly.

SECTION 11: STAFFING REQUIREMENTS AND DUTIES

The following are the optimum requirements to be complied with to hold National Championships and registered tournaments.

11.1 Range Staff:

- 11.1.1 Range Officer:** The Range Officer is to conduct the tournament in a safe and proper manner and carry out the procedures as outlined in these Rules. The Range Officer will also check to ensure that competitors on the firing line conform to the rules as outlined in this rule book.
- 11.1.2 Safety Officers:** To assist the Range Officer in controlling safety during the match and any other matters as requested by the Range Officer. **Note:** It is recommended that for 5 competitors and below, Range Officer only; for 5 to 15 competitors, Range Officer and 1 Safety Officer; 15 plus competitors, Range Officer and 2 Safety Officers.
- 11.1.3 Marshal:** To call shooters to the line, inform them who is shooting in the next detail, give details of the next course of fire and the number of rounds required so that competitors can be prepared for the Range Officer's final briefing and inspection prior to each detail. The Marshal is also to endeavour to summon late or missing competitors to the line.
- 11.1.4 Target detail (minimum of 4):** To be voluntary or paid help but preferably non-competitors. They must be experienced, and it is recommended that two rehearsal shoots be conducted to allow inexperienced personnel to become familiar with what is required of them. They are to attach new targets and target backers to the frames, check the number and dispersion of shots on the targets and target backers and notify the Range Officer of any matter requiring investigation. The Range Officer should note on the target/s and target backer/s any information that may be of assistance to the scorers.

They are to convey shot targets and shot target backers directly to the Head Scorer and carry out the shifting of target frames and backers at distance changes. They are also to check that the position numbers of each competitor's targets and target backers are correctly in place, prior to the commencement of each detail.

11.2 Scoring Staff (3),

Ideally, the host branch/club will provide the following:

11.2.1 Head Scorer: To be experienced and is to score all targets shot, is to gauge (either with plug gauges or overlay scoring slide where available) all close shots (re **Section 13.1**) and supervise the scoring in accordance with **Section 13** of these Rules. The Head Scorer is the only one to insert the plug gauge, which will be done only once per hole and the decision reached between Head Scorer and the Check Scorer and if necessary the Protest and Appeals Committee shall be final.

11.2.2 Check Scorer: To be experienced and is to check the result of each gauged shot while the gauge or overlay scoring slide is in position and check other aspects of the scoring (re Section 13) before passing the scores on to the Recorder.

11.2.3 Recorder: To record all scores (after checking) on a score sheet in the proper manner and display targets and scores as soon as possible for inspection by competitors.

11.3 Registration: Any Club or Branch of a State or Territory SSAA Association wishing to host a registered tournament shall notify its State or Territory Delegate who will inspect the range (if necessary) and notify the National Discipline Chairman no later than 7 days before the match. The Delegate will also ensure that the provisions of **Section 10** are met.

SECTION 12: TARGET SPECIFICATIONS

12.1 Format: All three of the targets specified below are to be marked in red only, shall have the entire area of the 8-ring coloured red and will be printed on a card no smaller than foolscap.

12.2 Application:

12.2.1 For Rimfire Field Rifle Competition the "SSAA Official Rimfire Target" shall be used for both 25 metres and 50 metres.

12.2.2 For Rimfire Magnum Field Rifle Competition the "SSAA Official Rimfire Target" shall be used for the 25 metres and 50 metres and the "SSAA

Official 100 metres / yards Centrefire Target" shall be used at 100 metres / yards.

- 12.2.3** For Centrefire Field Rifle competition, the "SSAA Official 100 metres / yards Centrefire Target" shall be used for 25 metres, 50 metres and 100 metres / yards, and the "SSAA Official 200 metres / yards Centrefire Target" shall be used at 200 metres / yards.

12.3 Rimfire:

The "SSAA **Official Rimfire Target**" is a 6 value target, the dimensions of which are exactly half those of the "SSAA Official 100 metres / yards Centrefire Target" (except for the scoring ring thickness which is NOT halved but remains at 1mm or 0.04") i.e. the "BULL" (10 ring) has a diameter of 2cm (0.70"), the "X" ring of 5mm (0.2"), and the spacing between scoring rings is 1cm (0.4") from the outside of one ring to the outside of the next adjacent ring. Ring diameters are measured outside to outside and the outside diameter of the total scoring area is 12cm (4.72") (i.e. "5" ring diameter).

Note: **Target "A"** Section 23

12.4 Centrefire:

The "SSAA **Official 100** metres / yards Centrefire Target" is a 6-value target having scoring rings from "5" to "10". The diameter of the "BULL" is 4cm (1.6") from outside of the circle, with a 10mm (0.4") "X" ring. The spacing between the scoring rings is 2cm (0.70"), from the outside of one ring to the outside of the next adjacent ring. The outside diameter of the total scoring area is 24cm (9.45") (i.e. "5" ring diameter). The scoring ring thickness shall be 1mm (0.04").

Note: **Target "B"** Section 23

The "SSAA **Official 200** metres / yards Centrefire Target" is a 4-value target having scoring rings from "7" to "10". The diameter of the "BULL" is 8cm (3.15"), with an "X" ring of 2cm (0.70"). The spacing between the scoring rings is 4cm (1.58"), the outside diameter of the total scoring area is 32cm (12.6") (i.e. "7" ring diameter) and the scoring ring thickness shall be 2mm (0.08").

Note: **Target "C"** Section 23

SECTION 13: SCORING, PENALTIES, CROSS FIRES, EXTRA SHOTS ETC.

13.1 SCORING

- 13.1.1 Scoring:** A maximum of 5 shots will be scored on any one target. Targets are to be scored in the usual manner: i.e. a hit that touches a scoring ring shall be given the higher value if a gauge of the same calibre as that used to fire on the target, touches some part of the ring when the gauge is inserted in the bullet hole, or an overlay scoring slide of the same calibre as that used

to fire on the target touches some part of the scoring ring when the slide is laid on the target. A round that is found to have "tumbled" will be scored in the usual manner (best edge) if any part of the shot touches the scoring ring then it will be given that value. A tumbled round cannot be gauged.

- 13.1.2 Rapid-Fire:** In the standing unsupported rapid-fire position, 12 shots in 4 bursts of 3 shots are fired on two targets (6 shots on each) for a full match. On those targets on which no more than 6 shots are present, the 5 highest valued shots are to be scored.

Note: Section 13.4.

- 13.1.3 Slow-Fire:** In the three slow fire positions, 5 shots are to be fired on each of two targets in each position, all of which shall be scored.

- 13.2 Cross-fires onto another competitor's target:** A competitor firing on another competitor's target shall lose all the shots cross-fired. The competitor, whose target has been cross-fired on, shall not receive the benefit of the cross-fired shot when this can be identified. If the cross-fired shot cannot be identified, it is assumed to be the lowest valued shot on the target.

- 13.3 Extra Shots:** Where a competitor has fired more than the permitted number of shots for a particular position in a full match, the highest valued shots will be struck out from targets on which more than 5 shots (6 for rapid fire) have been fired until only the number of shots required for that position remain. If an extra shot or shots have been fired at another competitor's target, then the highest scoring shot fired in that position will be struck from the offender's targets for each infringement.

- 13.4 Self-Cross-Fires:** Where a competitor fires no more than the permitted number of shots for a particular position in a full match, but places more than 6 shots for rapid fire, or 5 shots for any of the other positions on one target, and the balance of the shots, or no shots at all on the other target then no more than the 5 highest scoring shots on the target with the excess shots are to be scored. The only exception to this rule is when shot disbursement is 7-5 in rapid fire. In this one case, the highest and lowest valued shots will be struck from the target with 7 shots and the remaining 5 scored. All 5 shots will be scored on the card with 5 shots.

- 13.5 Time Penalties:** Any shooter who fires outside (before or after) the shooting times denoted by the commands as outlined in these Rules shall have the highest scoring shot taken from their score in that position for each infringement.

- 13.6 Infringements:** In the event of a combination of the above errors, the infringements will be dealt with in the following order:

13.6.1 Cross fires - refer Section 13.2

13.6.2 Extra shots - refer Section 13.3

13.6.3 Self-cross-fires - refer Section 13.4

13.6.4 Time penalties - refer Section 13.5

13.7 Tie breaking: In the event that scores are tied in a **position** or an **aggregate** (equal score including x-rings) there will be a count back carried out by the head scorer, (i.e. the person with the highest number of 10's shall be judged the winner. Failing this then the highest number of 9's, 8's, 7's, 6's, 5's in that order) In the event that the scores are still tied, then a shoot off will be conducted in one of the following formats;

13.7.1 Position Tie: A one target, 5 shots in 7 minutes shoot off will be conducted for that position.

13.7.2 Position Tie, Rapid fire will be a one target (six shots) in two bursts of three shots (best five to score) in a time of 15 seconds for each burst of three shots, for that position.

13.7.3 Aggregate tie: will be a shoot off consisting of a 3 shot burst of rapid fire (best 2 shots to score) followed by a 1 shot from each slow fire position in order of course of fire with a time limit of 10 minutes (not including rapid fire).

The competitor with the highest total score will be the winner. In either of the above cases, the relevant shoot off format will be repeated if necessary until the tie is broken.

Where a shoot off in a tie break is not possible the match director will use the approved decimal overlays. 25

No "sighting in" will be permitted prior to the conduct of any Tie Breaking shoot off.

13.8 Posting of Scores: Where practical, scores shall be posted at a time when most competitors are expected to be at the range. Competitors are to be made aware of the commencement of the 30-minute protest period applying to results when posted.

13.9 Posting of Targets and Target Backers: Shot targets and the accompanying shot target backer will be displayed. Competitors are to have access to shot targets and target backers prior to and until the close of the 30-minute score protest period.

SECTION 14: RULES FOR SSAA SCOPED THREE POSITIONAL RIFLE COMPETITION

Suitable for both Rimfire and Centrefire Rifles

14.1 References: For the purposes of these competitions the Rules shall apply equally to both rimfire and centrefire Scoped Three Positional Rifles (hereafter referred to as "3P" rifles) with the exception of: the distance or range to be fired over, the targets applicable to each, and rifle specifications, unless otherwise specified in these Rules. "Field Rifle Rules" and sections referred to in this Section 14 shall apply to 3P registered tournaments unless otherwise stated herein.

14.2 Rifle Specifications: Refer to **Section 3:** except that-

14.2.1 A sling referred to in **Rule 3.6**, and notwithstanding **Rule 3.7** may be adjusted, added to, or removed from a rifle once a match has commenced.

14.3 Equipment and Mode of Dress for Competitors:

14.3.1 Spotting Scopes: Refer to **Section 4.1.**

14.3.2 Shooting Mats: Refer to **Section 4.2**, except that a kneeling cushion may be used in the kneeling position.

Note: Section 14.6.3.

14.3.3 Only one **cylindrical shaped roll** is allowed for shooting in the kneeling position. The dimensions are a maximum of 25cm (9.84") long and 18cm (7.09") in diameter. It must be made of soft and flexible material. Binding or other devices to shape the roll are not permitted. The Kneeling roll may be placed under the inside of the instep in the regular kneeling position.

14.3.4 Shooting Gloves or Mitts: Refer to Section 4.3.

14.3.5 Materials for all Clothing (except shoes and belts): Any flexible material may be used to construct clothing provided the material can be folded flat and rolled in any direction. (Note; "folded flat" refers to any material which when pinched together at the fold with the fingers of one hand leaves a hole through which a 3mm (1.18") diameter rod cannot pass).

14.3.6 Coats or Shooting Jackets may be worn provided the competitor does not use hooks, buttons, or straps on the coat to attach or position a sling. They must not have devices which are used or be constructed in such a way as to tie, fasten or hold the competitor into any shooting position. They must not restrict the movement of the competitor in using any or all the shooting positions for the event being contested. They may however, have a fastening seam (buttons or zippers etc.) in the front which may be closed partially or

completely undone for various positions. Where a jacket has a shoulder zipper or buckles it shall remain in the same position (up-down, 1/2-way etc) for all positions shot and the Range officer shall note the position and supervise this by taping or securing by some other method.

Note: Section 14.3.5.

- 14.3.7 Trousers:** Shooting trousers are specifically excluded. Normal streetwear may be worn, provided they do not have fastening seams (buttons or zippers) necessary to be opened or closed or adjusted in order to get into or out of the trousers except for a fly, or belt band. Any trousers or jeans worn must not restrict normal movement of the shooter in using all the positions for the events being contested. Anti-abrasive pads (attached to the outside) will be permitted on the knees and seats of the streetwear, provided they do not extend more than halfway around the garment at that point. They must not restrict normal movement of the competitor in using all his/her positions for the event being contested.

Note: Section 14.3.5.

- 14.3.8 Boots / shoes** shall be without steel bars, wide soles, or other stiffening devices in the upper except for steel toe protection. They shall not be longer than or higher than one and one third times the length of the shooters bare foot and no wider than half of the length of the shooters bare foot.

- 14.4 Course of Fire for Centrefire 3P Rifles:** Shall be 60 rounds for a full match fired over a distance of 100 metres / yards and run in the following order:

- 14.4.1** 20 rounds Prone

- 14.4.2** 20 rounds Standing

- 14.4.3** 20 rounds Sitting or Kneeling

Time allowed to complete each 20-shot position will be 20 minutes for the prone position and 30 minutes for the offhand / standing and sitting / kneeling positions. Single or magazine loading shall apply. No more than 5 rounds of ammunition are to be loaded into a magazine, if used. One magazine only may be used and must be the magazine submitted with the rifle for weigh in certification. At no time are more than 5 rounds to be loaded into the rifle.

- 14.5 Course of Fire for Rimfire 3P Rifles:** Shall be the same as for centrefire 3P rifles except that the distance fired over shall be 50 metres.

- 14.6 Definition of Shooting Positions:** In describing these positions it is assumed that the competitor is right handed or if left handed, then the reverse applies.

- 14.6.1 Prone:** The competitor may lie on the surface of the shooting station or use a mat as defined in Section 4.2. The body shall extend on the shooting station with the head towards the target. The rifle shall be supported by both hands and one shoulder only. The cheek may be placed against the rifle in the sighting position. The rifle must not touch or rest against any other point or object. Both forearms and sleeves of the shooter's jacket must be clearly and visibly raised from the surface of the shooting station forward of the elbow. The competitor's forearm may not form an angle of less than 30 degrees from the station on which the elbow rests.
- 14.6.2 Offhand / Standing:** Refer to Section 7.1.
- 14.6.3 Sitting:** The competitor can sit on the surface of the shooting station or on a mat as defined in Section 4.2. and is defined as: sitting with no part of the body or limbs to touch any support or object.
- 14.6.4 Kneeling:** Defined as kneeling so that the competitor touches the ground only with the sole of the left boot/shoe and the lower part of the right leg, including foot and knee, the buttocks resting on the right foot or heel and the left elbow on the left knee. No other part of the body or limbs is to touch any support or object except that a kneeling roll may be used under the right instep.
- 14.6.5 Rifle Butt Position:** In all positions the rifle butt is to be held in contact with the shoulder, being defined as that area above the biceps muscle to the collar bone.
- 14.6.6 Firing Line:** In the interests of safety, all competitors will keep their bodies behind the firing line at all times while shooting is in progress and be subject to the Range Officer's commands.
- 14.7 Mode of Shooting the Tournament:** Refer to **Section 8**, except that:
- 14.7.1 Position Rotation:** In **Section 8.2** each competitor shall move to the right one third (1/3) of the total number of firing positions used, calculated to the nearest whole number.
- 14.7.2 Sections 8.7, 8.8, and 8.10 do not apply.**
- 14.7.3 Section 8.9** only applies with regard to the actual method of delivering the "**COMMENCE FIRE**" and "**CEASE FIRE**" commands and their relationship to the operation of the stop watch at the beginning and end of the relevant shooting time period, which in the case of 3P, is 20 minutes for prone and 30 minutes for offhand/standing and sitting/kneeling.
- 14.7.4 A 5 minute and 2 minute remaining warning call** will be given by the Range Officer at the 15 and 18-minute mark respectively in the prone

position and 25 and 28-minute marks respectively in the offhand/standing and sitting/kneeling positions.

14.7.5 Section 8.13 misfires; in each class of 3-P, three misfires will be allowed as defined.

14.8 Competitors: Refer to **Section 9**.

14.9 Range Facility Requirements: Refer to **Section 10**: except that:

14.9.1 Section 10.2 for 3P shall read 50 metres and 100 metres / yards target frames only.

14.9.2 Section 10.3 does not apply.

14.9.3 Section 10.4 for 3-P the flags shall be placed in the same positions and at the same distances out to the target frame being used, therefore the minimum number of flags for centrefire 3-P if only one frame is used is 8 and 6 for rimfire.

14.9.4 Section 10.6 for 3-P targets are to be arranged in a square configuration spaced as specified.

14.10 Staffing Requirements and Duties: Refer to **Section 11**.

14.11 Target Specifications: Refer to Section 12; except that:

14.11.1 Section 12.2 and the 200 metres / yards target referred to in **Section 12.4** do not apply.

14.11.2 Rimfire Target: For 3P rimfire competition the "SSAA Official Rimfire Target" referred to in **Section 12.3** shall apply.

Note: Target "A" Section 23

14.11.3 Centrefire Target: For 3P centrefire competition the "SSAA Official 100 metres / yards Centrefire Target" referred to in Section 12.4 shall apply.

Note: Target "B" Section 23

14.12 Scoring, Penalties, Cross Fires, Extra Shots on Targets etc.: Refer to **Section 13**; except that:

14.12.1 Section 13.1.2. and **Section 13.1.3** do not apply.

14.12.2 For 3-P, 5 shots are to be fired on each of four targets in each position for a full match, all of which shall be scored.

14.12.3 Section 13.7: shoot offs will be conducted in the same manner as for Field Rifle: i.e. for an aggregate tie, 1 shot from each 3-P position in order of course of fire in a time limit of 10 minutes etc., and for a position tie, one target, five shots in a time limit of 10 minutes will apply.

SECTION 15: PROFICIENCY AWARDS

Awards can only be shot in a recognised SSAA competition with a minimum of three competitors. Targets duly witnessed are required to be submitted to the appropriate Awards Secretary, who will check the targets and scores and if found to constitute an award, will issue the Award Badge or Patch to the applicant.

MEDAL AWARDS AVAILABLE

15.1 2-Positional Rimfire Awards

May be won by any SSAA member who can shoot a combined score for the award as defined below, shooting 5 shots in the offhand/standing position and 5 shots in the kneeling position, at a distance of 50 metres on the "SSAA Official Rimfire target" (**Section 12.3**) with a rimfire rifle.

Note: see also the medal award rules of this section.

15.1.1 **Bronze** 2-Positional Rimfire award, a score of **70** or above;

15.1.2 **Silver** 2-Positional Rimfire award, a score of **80** or above;

15.1.3 **Gold** 2-Positional Rimfire award, a score of **90** or above;

15.1.4 **Masters** 2-Positional Rimfire award, a score of **95** or above.

15.2 2-Positional Centrefire Awards

May be won by any SSAA member who can shoot a combined score for the award as defined below, shooting 5 shots in the offhand/standing position and 5 shots in the Kneeling position, at a distance of 100 metres on the "SSAA Official 100 metre/yards Centrefire Target" (Section 12.4), with a centrefire rifle.

Note: see also the medal award rules of this section.

15.2.1 **Bronze** 2-Positional Centrefire award, a score of **70** or above;

15.2.2 **Silver** 2-Positional Centrefire award, a score of **80** or above;

15.2.3 **Gold** 2-Positional Centrefire award, a score of **90** or above;

15.2.4 **Masters** 2-Positional Centrefire award, a score of **95** or above.

15.3 Junior Field Rifle Award

May be won by any SSAA member under the age of **18** years who can shoot a total score of **300** or above in Field Rifle competition, using either a **rimfire, magnum rimfire or centrefire** rifle.

15.4 Field Rifle Awards

The awards may be won by any SSAA member who can shoot a total score for the award as defined below, in a Field Rifle competition, for rimfire, magnum rimfire and centrefire rifles.

RIMFIRE

- 15.4.1 **Bronze** Field Rifle Rimfire award, a total score of **340** or above;
- 15.4.2 **Silver** Field Rifle Rimfire award, a total score of **360** or above;
- 15.4.3 **Gold** Field Rifle Rimfire award, a total score of **380** or above;
- 15.4.4 **Masters** Rimfire award, a total score of **390** or above.

MAGNUM RIMFIRE

Note: Medals will not be awarded for the category for Magnum Rimfire rifles. Awards will be recognised by Patches.

- 15.4.5 **Bronze** Field Rifle Magnum Rimfire award, a total score of **340** or above;
- 15.4.6 **Silver** Field Rifle Magnum Rimfire award, a total score of **360** or above;
- 15.4.7 **Gold** Field Rifle Magnum Rimfire award, a total score of **380** or above;
- 15.4.8 **Masters** Field Rifle Magnum award, a total score of **390** or above.

CENTREFIRE

- 15.4.9 **Bronze** Field Rifle Centrefire award, a total score of **340** or above;
- 15.4.10 **Silver** Field Rifle Centrefire award, a total score of **360** or above;
- 15.4.11 **Gold** Field Rifle Centrefire award, a total score of **380** or above;
- 15.4.12 **Masters** Field Rifle Centrefire award, a total score of **390** or above.

15.5 Junior 3-Positional Award

May be won by any SSAA member under the age of **18** years who can shoot a combined score of **360** or above in a 3 Positional competition using either **rimfire or centrefire** rifle.

15.6 Scoped 3-Positional Rimfire Awards

May be won by any SSAA member who can shoot a total score for the award, as defined below, in the Scoped 3-Positional competition using a rimfire rifle.

- 15.6.1 **Bronze** 3-Positional Rimfire award, a total score of **460** or above;
- 15.6.2 **Silver** 3-Positional Rimfire award, a total score of **500** or above;
- 15.6.3 **Gold** 3-Positional Rimfire award, a total score of **540** or above;
- 15.6.4 **Masters** 3-Positional Rimfire award, a total score of **560** or above.

15.7 Scoped 3-Positional Centrefire Awards

May be won by any SSAA member who can shoot a total score for the award, as defined below, in a Scoped 3 Positional competition using a centrefire rifle.

- 15.7.1 **Bronze** 3-Positional centrefire award, a total score of **460** or above;
- 15.7.2 **Silver** 3-Positional centrefire award, a total score of **500** or above;
- 15.7.3 **Gold** 3-Positional centrefire award, a total score of **540** or above;
- 15.7.4 **Masters** 3-Positional centrefire award, a total score of **560** or above.

15.8 MEDAL AWARD RULES

- 15.8.1 The award for each competition must be won in sequence (i.e. bronze, then silver, then gold, then masters).

- 15.8.2 Each award can only be won once.

For rimfire awards, any rimfire rifle chambered for .22LR, long or short, may be used.

- 15.8.3 For magnum rimfire awards any magnum rimfire rifle, except those chambered for .22LR, long or short, may be used; For centrefire awards, any centrefire rifle may be used. Butt hooks and palm rests are not permissible. Only a sling is allowed. Any sights may be used.

- 15.8.4 Field Rifle and Scoped 3-Positional Awards may only be won when shooting in competition (i.e. at least three competitors to constitute a match, and must be shot on a SSAA range, under the direction and supervision of a range officer).

- 15.8.5 For the 2-Positional Awards, two targets must be submitted, one for the offhand/standing position and one for the kneeling position. The offhand/standing position is as per definition in **Section 7.1** of this rule book. The kneeling position is defined as kneeling so that the shooter touches the ground only with the underside of his left foot and the lower part of the right leg, including foot and knee, the buttocks resting on the right foot or heel, and the left elbow on the left knee, no other part of the body or limbs to touch any support or object, except that a kneeling roll as defined **Section 14.3.3** may be used under the right instep. For a left-handed competitor, the position is reversed.

- 15.8.6 For the Field Rifle and Scoped 3-Positional awards, the rule book must be followed in every respect except that no backers are required.

- 15.8.7 All targets must be signed by the competitor & Range Officer or Field Rifle and Scoped 3-Positional Delegate and should be sent with a Field Rifle and 3-Positional medal claim form to the Awards Secretary. Claim forms must be completed in full.

The claim forms can be downloaded from the SSAA website.
(<https://ssaa.org.au/disciplines/field-rifle-3-positional-scoped-air-rifle-nra-any-sight/>)

Note: Sample claim form in **Section 23**.

- 15.9 Score Patches** may be won by any SSAA member. A patch may be claimed as often as the qualifying score is achieved. To claim a patch a completed Field Rifle and 3-Positional Score Patch claim form accompanied by the appropriate fee must be forwarded to the Field Rifle and 3-Positional Awards Secretary with a cheque / money order payable to SSAA. The targets must be checked, and the score confirmed by the Range Officer or Field Rifle and 3-Positional Delegate signing the claim form. It is not necessary to send targets to the Awards Secretary to claim a score patch.

The claim form showing the amount payable can be downloaded from the SSAA website. (<https://ssaa.org.au/disciplines/field-rifle-3-positional-scoped-air-rifle-nra-any-sight/>) **Note:** Sample claim form in **Section 23**.

The fee payable for score patches shall be determined from time to time by the Field Rifle and 3-Positional Sub-Committee.

15.9.1 One Hundred and Two Hundred score patches

Shoot a score of one hundred to claim the "1-Ton" patch or a score of two hundred to claim the "2-Ton" patch in any of the matches. It can be in any of the shooting positions described in this rule book and must be shot during a match.

15.9.2 Field Rifle score patches

Shoot a total score to claim a patch as defined below, in a Rimfire or Centrefire Field Rifle competition.

- 15.9.2.1 **Field Rifle 390** patch, a total score of **390** or above;
- 15.9.2.2 **Field Rifle 370** patch, a total score of **370** or above;
- 15.9.2.3 **Field Rifle 350** patch, a total score of **350** or above;
- 15.9.2.4 **Field Rifle 330** patch, a total score of **330** or above;
- 15.9.2.5 **Field Rifle 300** patch, a total score of **300** or above.

15.9.3 3-Positional score patches

Shoot a total score to claim a patch as defined below, in a Rimfire or Centrefire Three Positional competition.

- 15.9.3.1 **3-Positional 570** patch, a total score of **570** or above;
- 15.9.3.2 **3-Positional 550** patch, a total score of **550** or above;
- 15.9.3.3 **3-Positional 530** patch, a total score of **530** or above;
- 15.9.3.4 **3-Positional 500** patch, a total score of **500** or above;
- 15.9.3.5 **3-Positional 450** patch, a total score of **450** or above.

SECTION 16: HARRY MADDEN MEMORIAL SHIELD (PERPETUAL FIELD RIFLE TEAM TROPHY)

The Harry Madden Memorial Shield for the five-person State teams is to be contested concurrently with the Australian Field Rifle National Championships. Teams are to be nominated before the commencement of the first event.

SECTION 17: SCOPED 3 POSITIONAL TEAM TROPHY

The Scoped 3 Positional Team Trophy for the three-person State teams is to be contested concurrently with the Australian Scoped 3 Positional National Championships. Teams are to be nominated prior to the commencement of the first event.

SECTION 18: FIELD RIFLE HALL OF FAME

A Hall of Fame Award shall be conducted on a point score basis in both classes of Field Rifle and the 2-Gun Field Rifle Aggregate at the Australian Field Rifle Championships.

For points to apply the minimum entry number per class will be 15 and a minimum of 10 in the two-gun aggregate. There must also be a minimum of 2 States competing in all the above.

Points will be allocated as follows but only after the above-mentioned provisions and parameters are met:

A win in a position -	½ point
A class aggregate win -	1 point
1st, 2nd, and 3rd in the 2-gun aggregate -	3, 2, and 1 point respectively

The maximum number of points able to be awarded at any one Australian Championship is 12 (9 to any one competitor).

A competitor must amass a total of 15 points for entry into the "Field Rifle Hall of Fame".

SECTION 19: SCOPED 3-POSITIONAL HALL OF FAME

A Hall of Fame Award shall be conducted on a point score basis in both classes of Scoped 3-Positional Rifle and the 2-Gun 3-Positional Aggregate at the Australian Scoped 3-Positional Rifle Championships. For points to apply the minimum entry number per class will be 15 and a minimum of 10 in the two-gun aggregate. There must also be a minimum of 3 States competing in all the above. Points will be allocated as follows but only after the above-mentioned provisions and parameters are met.

A win in a position -	½ point
A class aggregate win -	1 point
1st, 2nd, and 3rd in the 2-gun aggregate -	3, 2, and 1 point respectively

The maximum number of points able to be awarded at any one Australian Championship is 11 (8 to any one competitor).

A competitor must amass a total of 14 points for entry into the "3-Positional Hall of Fame".

SECTION 20: LEE BETTRIDGE PERPETUAL 4-GUN AGGREGATE SHIELD

The Lee Bettridge Perpetual 4-Gun Aggregate Shield will be contested at the Australian Field Rifle and 3 Positional National championships and the presentation of this shield will be made to the competitor who wins the 4-gun aggregate overall.

SECTION 21: GRADES

- 21.1 Establishing Grades:** A competitor will receive their first grading on the basis of the first match fired. They will compete as ungraded until they have completed that match upon which a grade will be given based on that score for that match.
- 21.2 Regrading:** For a competitor to go up a grade they must equal or exceed the qualifying score on three occasions (in the next shoot they are in the higher grade) and there is no time constraint on this. If higher scores shot are of different grades, regrading shall be to the lower of the two. The higher scores will also be used for subsequent regrading.
- 21.3 Downgrading:** For a competitor to go down a grade they must do so by applying to the National Chairman in writing with due reason and supported by documentary evidence (i.e. score sheets, medical statements etc.) that will help the Chairman to reach a decision.
- 21.4 Lack of Grading evidence:** It is the competitor's responsibility to have their SSAA Scoped Three Positional and/or Field Rifle grading card (depending on event) and to present it when required. Any competitor who cannot present such evidence will shoot ungraded. Grades may be established by independent records of matches shot, which shall be accepted as evidence. Should it be discovered during a match that a competitor has entered in a grade lower than their correct grade, the match records will be corrected to show the correct grade for the entire match.
- 21.5 Nominating to a higher Grade:** A competitor can elect to shoot in a higher grade for a match at the time of nomination prior to a registered tournament,

provided that there are three competitors already competing in the higher grade.

21.6 Grading cards: All details shall be entered on a grading card and signed by the Range Officer or delegate. No alterations will be allowed. Grading cards are available from the SSAA National office.

21.7 Grades are as follows:

Field Rifle

AA	380+
A	360-379
B	340-359
C	below 340

3 Positional

AAA	560 & over
AA	540-559
A	500-539
B	460-499
C	below 459

Note: The Rimfire Magnum Rifle match will not be graded.

21.8 Completion of Grading cards: It is recommended that grading cards be collected by the match organising committee for completion of scores after the competition.

SECTION 22: RANGE COMMANDS, SAMPLE CLAIM FORMS, TARGETS, AWARDS, MEDALS

FIELD RIFLE Range Commands

- 1 You are shooting from the:

		Rimfire	Centrefire	Magnum
A. Standing Unsupported Position	@	25m	50m	25m
B. Standing Post Rest Position	@	50m	100m	50m
C. Sitting or Kneeling Post Position	@	50m	200m	100m

- 2 You will have 15 minutes to fire 10 shots, 5 shots on left-hand target and 5 shots on your right-hand target.
- 3 Magazine or single loading is permitted. When you are given the command to load you may load 5 rounds into your magazine. (You may have no more than 5 rounds in your rifle or magazine at any one time).
- 4 On the 13-minute mark I will give you a warning to indicate, that you have 2 minutes left to complete the course of fire.
- 5 Any shooter who fires before the command "Commence fire" or after the "Cease fire" command, shall have the highest scoring shot taken from their score in this position for each infringement.
- 6 If you have any crossfires, misfires, or any malfunction of your firearm please attract the attention of the range officer. Once you have completed shooting have the Range officer clear your rifle before leaving the firing line.
- 7 Is any shooter not ready, (wait 3 seconds)
- 8 You may load and commence (one second delay) fire.
- 9 (After 15 minutes) Cease fire.

FIELD RIFLE Rapid Fire Commands

- 1 You are shooting "Rapid fire" from the standing unsupported position at 25 metres.
- 2 You require 12 rounds which are to be fired in 4 bursts of 3 shots, 6 shots on your left-hand target and 6 shots on your right-hand target.
- 3 You will have 15 seconds for each burst of 3 shots.
- 4 I will tell you to load 3 rounds into your rifle. (You may only have 3 rounds in your rifle or magazine at any one time)
- 5 I will then say, "Actions open, butts at waist level and visible below the elbow."
- 6 I will then ask, "Is any shooter not ready." (if there is no reply)
- 7 After 3 seconds I will give the commands "Commence" and 1 second later "fire". You must remain in the ready position until the "fire" command is given.
- 8 After 14 seconds I will say "Cease" and on the 15th second, I will say "fire."
- 9 Any shooter who fires before the command "Commence fire" or after the command "Cease fire" shall have the highest scoring shot taken from their score in this position for each infringement.
- 10 If you have any crossfires, misfires, or any malfunction of your firearm please attract the attention of the range officer. Once you have completed shooting have the Range Officer clear your rifle before leaving the firing line.

FIELD RIFLE Rapid Fire Commands For each burst of fire

1. Load three rounds into your magazine and put your magazine into your rifle.
2. Actions open, butts at waist level and visible below the elbow.
3. Is any shooter not ready? (3 seconds delay).
4. Commence (one second delay) fire.
5. (After 14 seconds) Cease (one second delay) fire.

THREE POSITIONAL Range Commands

1. You are shooting from the:

		Rimfire	Centrefire
A. Prone Position	@	50m	100m
B. Standing Unsupported Position	@	50m	100m
C. Sitting or Kneeling Unsupported Position	@	50m	100m

2. You will have:

- A. **20** minutes to fire **20** shots, **5** shots on each target.
- B. **30** minutes to fire **20** shots, **5** shots on each target.
- C. **30** minutes to fire **20** shots, **5** shots on each target.

3. Magazine or single loading is permitted. When you are given the command to load you may load 5 rounds into your magazine. (You may have no more than 5 rounds in your rifle or magazine at any one time.)

4. To indicate that you have 5 and 2 minutes remaining to complete the course of fire, I will give you warnings at the:

- A. **15** and **18**-minute mark respectively
- B. **25** and **28**-minute mark respectively
- C. **25** and **28**-minute mark respectively

5. Any shooter who fires before the command “commence fire” or after the “cease fire” command shall have the highest scoring shot taken from their score in this position for each infringement.

6. If you have any crossfires, misfires, or any malfunction of your firearm please attract the attention of the range officer. Once you have completed shooting, have the Range Officer clear your rifle before leaving the firing line.

7. Is any shooter not ready? (wait 3 seconds)

8. You may load and commence (one second delay) fire.

- 9.

- A. (After **20** minutes) Cease fire.
- B. (After **30** minutes) Cease fire.
- C. (After **30** minutes) Cease fire.



FIELD RIFLE / 3-POSITIONAL / 2-POSITIONAL / AIR RIFLE AWARD MEDAL CLAIM FORM

AWARD CLAIMED:

DATE:

AWARD CLAIM DETAILS

Where shot:

Competition:

Distance:

MEMBERS DETAILS

Surname:

Given Name(s):

Address:

Post code:

E-mail:

Club/Branch:

SSAA Member No:

Membership Expiry:

FIREARM & AMMUNITION DETAILS

Action:

Barrel:

Stock:

Scope Make:

Scope Power:

Gunsmith:

Calibre:

Case:

Load:

SCORE DETAILS

Field Rifle

Rapid

Offhand/Stand

Standing Post

Sitting Post

Aggregate

3-Positional

Prone

Offhand/Stand

Sit/Kneel

Aggregate

2-Positional

Offhand/Stand

Kneeling

Aggregate

SEND AWARD TO:

Return Targets:

☐ Yes

☐ No

SIGNATURES

Members Signature:

Date:

This is to verify that the club member named above has shot the designated award(s)

Range Officer or Delegate:

Signature:

Date:

This form along with the targets must be sent to the Field Rifle Awards Secretary for the claim.
Send claim to: **Christine WILSON, PO Box 542, WILLETTON WA, 6955**



FIELD RIFLE / 3-POSITIONAL / AIR RIFLE SCORE PATCH CLAIM FORM

AWARD CLAIMED:

(Tick box below)

DATE:

<input type="checkbox"/> 1-Ton FR/3P Patch	Score:	<input type="checkbox"/> 3-Positional – 570	Score:
<input type="checkbox"/> 2-Ton FR/3P Patch	Score:	<input type="checkbox"/> 3-Positional – 550	Score:
<input type="checkbox"/> Field Rifle – 390	Score:	<input type="checkbox"/> 3-Positional – 530	Score:
<input type="checkbox"/> Field Rifle – 370	Score:	<input type="checkbox"/> 3-Positional – 500	Score:
<input type="checkbox"/> Field Rifle – 350	Score:	<input type="checkbox"/> 3-Positional – 450	Score:
<input type="checkbox"/> Field Rifle – 330	Score:		
<input type="checkbox"/> Field Rifle – 300	Score:		

MEMBERS DETAILS

Surname:	Given Name(s):		
Address:			
			Post code:
E-mail:			
Club/Branch:	SSAA Member No:	Membership Expiry:	

AWARD CLAIM DETAILS

Where shot:	Competition:	Distance:
-------------	--------------	-----------

SIGNATURES

Members Signature:		Date:
This is to verify that the club member named above has shot the designated award(s)		
Range Officer or Delegate:	Signature:	Date:

This form with a fee of \$10.00 must be sent to the Field Rifle Awards Secretary for the claim.


Send claim to: **Christine WILSON, PO Box 542, WILLETTON WA, 6955**

Do NOT send targets with this claim form.

TARGET SAMPLES



TARGET A - 50 YARD RIMFIRE
SIZE 275 X 420MM



TARGET B - 100 YARD CENTREFIRE
SIZE 335 X 285MM



TARGET C - 200 YARD CENTREFIRE
Size 440 x 340mm

AWARD MEDALLIONS

FIELD RIFLE RIMFIRE & CENTREFIRE



3 POSITIONAL RIMFIRE



3 POSITIONAL CENTREFIRE



2 POSITIONAL RIMFIRE



2 POSITIONAL CENTREFIRE




SSAA FIELD RIFLE & SCOPED THREE POSITIONAL SCORE PATCHES

ONE and TWO TON PATCHES



FIELD RIFLE SCORE PATCHES



THREE POSITIONAL SCORE PATCHES

