

SPECIAL EDITION INSERT TO THE *AUSTRALIAN SHOOTER*

**THE JUNIOR**

# Shooter

*AN INTRODUCTION FOR JUNIOR SHOOTERS & HUNTERS*



Issue 4

Proudly printed in Australia

**An official publication of the Sporting Shooters' Association of Australia**



# Contents

- 2 Editorial
- 3 Ben's stag
- 5 Juniors-only competition
- 6 Junior licensing in your state
- 8 Do you know your bullet's ballistic coefficient?
- 11 Growing up hunting
- 13 Kangaroo teriyaki
- 14 How I became a shooter
- 15 Junior shooter's crossword
- 16 Sponsor a junior and save your sport

Front cover photo by Elise Jurasovic

# Editorial



**Bob Green**  
**SSAA National President**

Welcome to Issue 4 of *The Junior Shooter* - the SSAA's special publication for our junior sporting shooters and hunters.

In this issue, we bring you the facts about firearms licensing and regulations in your state, as well as some science about understanding the ballistic coefficient of bullets. We also share some more lighthearted reading, such as a story on deer hunting, the joys of growing up in a family that hunts, a recipe that you can try at home and a puzzle.

Also of interest is a personal account by 13-year-old SSAA member Connor Knack. Connor's story is just one of many that we have heard about how recreational shooting and hunting can be for everyone. No matter if you are a boy or girl, able-bodied or differently abled, young or old, the shooting sports are something everyone can have a go at and enjoy.

If you are not yet a SSAA junior member or need to renew your membership soon, remember to do so before December 31 this year. Those who do go into the draw to win \$500 worth of SSAA merchandise, including hats, clothing, camping gear, shooting accessories and more. If that's not enough to convince your parents, grandparents or family friends to sign you up, tell them that if you win, they too as the sponsoring adult will win \$1000 worth of SSAA merchandise!

To download the previous issues of *The Junior Shooter* or for more information about shooting and hunting in your area, visit the SSAA Juniors website at [www.ssaa.org.au/juniors](http://www.ssaa.org.au/juniors) ●

PO Box 2520, Unley, SA 5061  
Phone: 08 8272 7100 Fax: 08 8272 2945  
Internet: [www.ssaa.org.au](http://www.ssaa.org.au) Email: [as@ssaa.org.au](mailto:as@ssaa.org.au)

*The Junior Shooter* is owned and published by the Sporting Shooters' Association of Australia Inc. Opinions expressed herein are those of the authors and do not necessarily reflect the policy of this Association.

No text or photographs within this publication may be republished, either electronically or in print, without the express written permission of the SSAA. Copyright 2009.

Printed by Webstar, Silverwater, NSW.

The Sporting Shooters' Association of Australia Inc (SSAA Inc) is subject to the provisions of the National Privacy Act. We collect personal information from members of the Sporting Shooters' Association of Australia in the various states and territories. Should you want a copy of the SSAA Inc Privacy Statement or seek further information please write to PO Box 2520, Unley, SA 5061.



# Ben's stag

by Bill Thomas

**A**nzac Day 2008 had again been good to me. I had successfully harvested a very young and tasty sambar stag while hunting with my eldest son, Sam. We usually try to hunt as a family wherever possible, but as my boys have got older, work and sporting commitments often conspire to prevent this. Ben, my 16-year-old son, was very disappointed to have missed the Anzac Day hunt. His only involvement was to help complete the butchering and bagging of the meat when we got home. It was over the cutting table that we hatched plans for our next hunt: two weeks' time, same area as Anzac Day, but this time, it would be just Ben and me.

Ben hunts with a Tikka T3 Battue in .308. If you have not seen a Battue, it has an unusual but very effective sighting system. When you shoulder the rifle and look down the barrel, it is like looking down an aeroplane landing strip. There are three red TruGlo optics in a line down the barrel

leading to a 'V' rear-sight that has one green TruGlo optic on either side of it. Your eye is guided onto your front-sight, which has another red Tru-Glo optic as the front-sight, and onto your target very quickly. The Battue points like a shotgun and is a fabulous close-range thick-country rifle. Ben has harvested several sambar with this rifle set-up, but had been keen to try a scope on it for some time. He fitted an old scope of mine, sighted it in at a mate's property and we were set to go.

This was to be a single-day hunt, as Ben had school the next day and we were under strict orders from Superwoman to be home at a reasonable hour. We hit the blacktop early and after a long drive, we were making our way into our hunting area (secret spot number 12!) just as the sun was casting its rays across the mountain tops and starting to probe the gullies. It is at times like this when a favourite saying of my father comes to mind: "You wouldn't be dead for quids!"

## The Junior Shooter

We both know this area very well and agreed to our hunting plan. As Ben is a junior, he needs to hunt under my supervision. For this reason, we are never very far apart and are in constant radio contact. As you can imagine, with youth constantly wanting to push boundaries, Ben sometimes finds this arrangement a little constricting. He does, however, put up with supervision with very good humour, even when it results in our seeing the fast-disappearing rear end of a deer. Still, today, my stalking skills were to present him with a great opportunity.

Our plan was to hunt two areas where we had seen deer previously and we fully expected to have one on the grass by 11am - we are, if nothing else, optimists! A couple of hours into our hunt, however, we had both noted plenty of sign, but unfortunately, no deer. A lack of deer seems, in a remarkable way, to be directly linked to Ben's stomach. His snacks usually disappear within the first half-hour. He can hold on for a little longer, but eventually the radio crackles

and the inevitable question arises: "How far off lunch are we?" This is about the only time I can be a little slow to respond on the radio, but if I let it go on too long, I know the noise from his stomach rumbling will force all sambar out of our area! We agreed to 'do lunch' and area one was apparently completed.

Our second area was some distance away, which meant that we had to head out onto the highway. A take-away loomed on the horizon and Ben suggested a pit stop. We decided to treat ourselves to a sit-down meal. I have discovered, over an extended period of observation, that although kids may be very easy to make, they can very expensive to run - you should have seen what he put down for lunch!

Pretty soon, we were back in the bush, this time working secret spot number 37. Again, there was plenty of sign and although we heard a deer crash away, we were unable to lock on to one. Things were not going to plan. Our hopes, as well as time and light, were fast disappearing.

I suggested to Ben that we head over to another gully that had always looked promising, but that neither of us had ever really looked into. It was only a couple of kilometres away and with the remaining available light, we would have about a 45-minute hunt. We arrived and parked the 'Cruiser' off the side of the track, quickly gathered the rifles and packs and entered the bush.

Ben's plan was to enter the top of the gully, contour around it and finish up at the base of a small hill. My plan was to skirt the left side of this hill to about the halfway mark and come up and over the top toward some rub trees I had visited on an earlier hunt and then meet Ben down at the base. I really don't think we were expecting much luck, but we set off anyway.

I was only a couple of hundred metres into my hunt when I glanced back toward the car and spotted the blaze-orange hat of Ben. A quick check on the radio and he told me that his shin splints were sore and he thought he should sit this one out. I was a bit disappointed that he had not explored this gully as it was a little on the steep side. I wanted him to be the test dummy (with the younger legs!) and was looking forward to feedback from him about the gully for future hunts. Maybe he has inherited some of his father's rat cunning and knew what I was up to when he 'called in sick'. I told him I would follow my plan and see him back at the car shortly. This is when things got a little exciting.

As I was trying to make my way quietly up the side of the hill, a sudden flash of fur and a crash had me quickly shouldering my Chapuis double rifle in 9.3x74R. My breathing quickened, my heart raced and the hair on the back of my neck came up like shag pile carpet - Superwoman says that the rest of my back is getting a little like that as well! This



was it. I was in the zone. I was like a coiled spring and I was poised to strike. I was staring down the barrels at a trophy-sized - wallaby! As the adrenalin left me, I felt gutted. We stood staring at each other for some time, man and beast. Eventually, it hopped off, but I had won - he blinked first.

As can happen, when the adrenalin rush passes, I can get a little careless and not be as observant as I should be. Today was no exception. I took a further three steps forward when the bowel-tightening honk of what sounded like a Mack truck shattered the bush. This was followed by a loud crashing as the deer took off at warp factor 9. Sadly, my hunt was over. I grabbed my radio and raised Ben straightaway. "Sambar... Honk...Crash...Your way..." I said.

"I'm on to it," he replied.

Then there was a shot. The deer had made a fatal mistake - instead of heading for the thicker bush off to the left, he ran straight down the hill and into the waiting barrel of Ben. There was a long silence before my radio crackled into life. I had never heard Ben more excited. His words were running together and it was hard to understand exactly what he was saying, but I heard the three words "Stag" and "Got him!"

A moment later, after a dash over some logs and under fallen branches, I was down the side of the hill with Ben and his stag. His shot had effectively anchored the deer. Ben had grassed our 11am deer at about 5pm and not more than 40m from the car! I was just so pleased for him.

We did the usual back slapping and picture taking before getting down to the task of breaking down the animal and carrying it out that sweet distance back to the car. With the long drive ahead of us, as well as more butchering to do once we got home, we did not linger and began our return. Ben regaled me with every detail of the hunt a dozen times on the way home and I really did enjoy indulging him. Reality set in when he asked me, "Hey, did we miss dinner?"



The carry-out back to the car.

As a parent, you get to spend some special times and share special events with your kids as they grow and develop. Over the past couple of years, Ben has become a fine hunter and I am enormously proud of him. Today was one of one of those special times. ●

## Juniors-only competition

Only junior SSAA members are eligible to enter. One entry per member per competition. To enter, simply write your name, address and membership number with the competition name on the back of an envelope and send to:

Junior Gun Care Kit Competition  
SSAA Media & Publications  
PO Box 2520, Unley, SA 5061

or online at [www.australianshooter.com.au](http://www.australianshooter.com.au)

Winners randomly drawn December 10, 2009

WIN a Gunslick  
Ultra Gun  
Care Kit

Kindly donated by Nioa  
[www.nioa.net.au](http://www.nioa.net.au)

Valued at \$53



# Junior licensing in your state

by Rachael Andrews

**F**irearms licensing and legislation varies across all states and territories in Australia, especially when it comes to shooting as a junior. Gaining permission to shoot in a club, hunt and even own a firearm can involve research and many conditions. Here is a simple guide for each state and territory and what the legislation means for you, as a junior sporting shooter or hunter.

If you require further information, go to [www.ssaa.org.au](http://www.ssaa.org.au) and click on the 'Licensing & security' link. ●

## South Australia

### *Junior's Permit*

- Class/Category A firearms may be used without a permit by those between 10 and 14 years of age when supervised by an adult who is licensed for that class of firearm and the purpose for which it is being used
- Firearms may be used without a permit by those between 14 and 18 years of age when supervised by an adult who is licensed for that class of firearm and the purpose for which it is being used
- A permit is only available if you are between 15 and 18 years of age and a relation or employee of someone who holds a firearms license for the purpose of primary production
- Under this condition, you are only authorised to use or possess Class/Category A and B firearms (air rifle, rimfire rifle, shotguns, centrefire or muzzle-loading rifles) which are registered in a relative's or employer's name for primary production use

### *Club shooting and hunting*

- It is legal for a person over 10 years of age to possess and use a firearm under the supervision of a guardian-approved licensed person such as a range officer, coach or licensed member of the community
- If you are between 12 and 18 years of age and a member of a recognised firearms club, you may be granted a firearms licence specifically for participating in competition in other states where juniors are required to have a licence. The licence does not allow for the purchase or ownership of firearms. It is only for one year and cannot be renewed
- Juniors may only hunt recreationally under the supervision of a licensed adult

### *Purchase a firearm*

- You cannot purchase a firearm until you are 18 years of age or older and hold a firearms licence

## Tasmania

### *Minor's Permit*

- There are two types of Minor's Permits available: One for those between 12 and 16 years of age; and another for those between 16 and 18 years of age
- Both permits allow you to use or possess a specified firearm only under the supervision of a licensed adult or a person approved to supervise the use of firearms by minors to which the permit relates
- Parental permission is required for you to obtain the permit

### *Club shooting and hunting*

- If you are over 16 years of age, you can receive instruction or supervision of firearm use off-range
- If you are under 16 years of age, the instruction must take place on an approved range

### *Purchase a firearm*

- You cannot purchase a firearm until you are 18 years of age or older and hold a firearms licence

## Victoria

### *Junior Licence*

- Available for those between 12 and 18 years of age
- This permits you to carry or use firearms in Class/Category A (such as air rifles, rimfire rifles and shotguns), B (centrefire and muzzleloading rifles), C (self-loading shotguns, rimfire rifles and pump-action shotguns)
- Category C will only be approved for the licence if you can demonstrate that the licence is required for the reason of clay target shooting

### *Club shooting and hunting*

- As the holder of a Junior Licence, you must not carry or use a firearm except under the immediate supervision of a licensed adult
- The licence allows you to use the firearm on a shooting range and on private property for hunting purposes if all relevant permission has been gained

### *Purchase of a firearm*

- You cannot purchase a firearm until you are 18 years of age or older and hold a full firearms licence
- You cannot purchase ammunition



## Western Australia

### *Junior's Permit*

- A Junior's Permit is not available

### *Club shooting and hunting*

- A person under 18 years of age can shoot under the supervision of a licensed adult. This applies to club shooting competitions and hunting

### *Purchase a firearm*

- You cannot purchase a firearm until you are 18 years of age or older and hold a firearms licence

## Australian Capital Territory

### *Junior's Permit*

- Available for those between 12 and 18 years of age
- You must undertake an approved Firearm Safety Training Course
- You must be a member of a shooting club
- Written consent from a responsible adult is required

### *Club shooting and hunting*

- Club shooting must be done under the supervision of a licensed adult
- There is an allowance for minors to use firearms for instruction in the safe use of firearms for primary production

### *Purchase of a firearm*

- You cannot own a firearm until you are 18 years of age or older and hold a firearms licence

## New South Wales

### *Minor's Permit*

- Available for those between 12 and 18 years of age
- The Minor's Permit is subject to the consent of a parent or legal guardian
- You must have completed a Firearms Safety Course prior to application
- The Minor's Permit is available as a Firearms Training Permit or a Target Pistol Permit

### *Club shooting and hunting*

- The Minor's Permit authorises you to possess and use firearms under the supervision of a firearms licence holder for instruction purposes, competing in shooting events and recreational hunting

### *Purchase of a firearm*

- You cannot purchase a firearm until you are 18 years of age or older and hold a firearms licence

## Northern Territory

### *Junior's Permit*

- Those between 16 and 18 years of age are eligible for a Junior Club Licence
- You must complete an approved Firearm Safety Training Course
- This gives you, as the licence holder, the right to possess and use the category of firearm specified on your licence
- You can only use firearms when receiving instruction in the safe use of firearms at an approved shooting range or competing in an approved event
- Written club support and support of a parent or guardian is required

### *Club shooting and hunting*

- You can only use a firearm under the supervision of a licence holder permitted to possess or use firearms of the same category

### *Purchase a firearm*

- You can apply for a Permit to Purchase a firearm if you hold a Junior Club Licence for the class firearms you are approved for. However, the Commissioner reserves the right to refuse the application

## Queensland

### *Junior's Permit*

- Available for those aged between 11 and 17 years of age
- The permit authorises the possession and use of a rimfire rifle, air rifle, shotgun, centrefire rifle or pistol at a range
- The permit authorises the use of rimfire rifles, air rifle, shotgun and centrefire rifles for use in primary production
- The permit authorises self-loading shotguns and rimfire rifles for clay target shooting or occupational purposes
- You can transport firearm to and from a range and use under supervision
- You must provide proof of reason for application, club membership or proof of employment or primary production business

### *Club shooting and hunting*

- The permit allows for supervised shooting in a club
- You are only able to hunt recreationally under the supervision of a licensed adult

### *Purchase of firearm*

- You cannot purchase a firearm until you are 18 years of age or older and hold a firearms licence

# Do you know your bullet's ballistic coefficient?

by North American correspondent Thomas Tabor

**W**hether you are aspiring to be an accomplished target shooter or a better and more successful hunter, ballistic coefficient is a term that every shooter needs to become familiar with.

It is possibly the single most important factor when determining how your bullet will perform at longer ranges.

The actual definition of ballistic coefficient, or 'BC', goes something like this: It is the ratio of a bullet weight to the product of the square of its diameter and its form factor. That's a real mouthful and if you are like me, you are probably thinking that you should have paid more attention in maths class!

The good news is that most shooters don't actually run their own calculations for BC; they rely on the bullet manufacturers to do that for them. So, to keep your head less cluttered by complicated maths equations and to make things as simple as possible, let's just say that the higher the BC, the less your bullet will be affected by wind drift, the flatter the trajectory will be and the greater its retained energy will be at longer ranges.

Some shooters could easily reach the conclusion that a heavier bullet wouldn't have as flat of a trajectory as a lighter one might. Maybe they reached that assumption by thinking like this: If you were trying to scare a bird away from your garden, would you pick a rock that weighs 2kg or a lighter one weighing 0.2kg? Most of us would naturally

pick the lighter of the two rocks, thinking that it would fly straighter and that they could throw it further. In this case, that would be a logical choice.

On the other hand, when it comes to selecting the best longer-range performing bullet, the choice isn't quite as obvious. In some cases, a heavier weight bullet, even if it is sent out of the muzzle at a slower speed, could actually be a better choice when it comes to shooting at longer ranges. Depending upon the BC of the bullet, the heavier one could (but not always) produce a flatter trajectory, generate a higher level of retained energy and resist wind drift better than a lighter one.

In order to determine which bullet would work the best, you need to know the BC of the bullets and use those values in conjunction with ballistic tables. Ballistic tables can often be found in reloading manuals. Sometimes they are included in factory brochures or you might find them in many other firearms and shooting publications.

The BC of a bullet is displayed as a three-digit number beginning with a decimal point. A bullet carrying a BC value in excess of .400 is of very good aerodynamic design and will generally do very well at longer range, as long as the starting velocity is reasonably high. A few bullets, such as some of the Barnes Triple-Shock X-Bullets, can even carry a BC value of more than .500. On the other hand, bullets that appear short, fat and have a flat or round nose may only carry a BC of around .200 or even less in some cases.

Most bullets loaded decades ago were of the round-nose design, such as the .45-70 Govt, left, and .45-90 Sharps.



Most bullets loaded in pistol cartridges are of the blunt-nose design. Shown here are the .500 S&W Magnum, left, .44 Remington Magnum, .44 S&W Special, .41 Magnum, .357 Magnum and .38 Special.







Unfortunately, the BC values are not always printed on the bullet box or noted on factory-loaded ammunition. I'm not sure why this is. Maybe the manufacturers are simply underestimating the shooter's interest, knowledge and intelligence, or maybe they don't want the shooter to be able to easily make a performance comparison between their bullets and those produced by the other manufacturers. However, even if you are unable to ferret out the actual BC of the bullets, you should keep one thing in mind: A streamline-appearing, sharply pointed, longer bullet will, in most cases, carry a considerably higher BC value than a bullet that is short, stubby and possesses a round, flat or blunt nose.

By now, you might be wondering why the manufacturers simply don't drop the production of all bullets that have blunt noses. The reason is because there are a few applications where a flat- or round-nose bullet is still the best choice. One such application involves firearms safety. Rifles possessing tubular magazines (as is often the case with lever-action rifles and some self-loaders) store their bullets in a manner that could result in an accidental discharge if pointed bullets were used. In this case, the cartridges are held in a straight line, one behind the other. In this configuration, the bullet points of the rear cartridges make direct contact with the primer of the cartridges ahead of them. In this situation, if sharp-nose bullets were used, an accidental discharge could occur. If the rifle should happen to be bumped or dropped, it could result in the rifle going off. In some cases, even the rifle's own recoil could result in one of the magazine-held cartridges firing.

Recently, at least one bullet manufacturer has begun producing pointed bullets specifically with tubular magazines in mind. In this situation, the bullets are equipped with a sharp point, but the point is made of a soft, rubbery material. The idea was that these bullets could enjoy all the benefits associated with a higher BC value, but they could be used in tubular magazines with no fear of an accidental discharge occurring.

Another example of where round-nosed bullets are appropriate is when exceptionally heavy bullets are called for. This is often the case with big-bore rifle cartridges, such as those used for the hunting of big and dangerous game. In this case, if the bullets were of a pointed design, the cartridges would likely be too long to fit in a box-style magazine. Handgun bullets are also usually of a blunt-nose design. In both of these cases, longer-range shooting is rarely called for and for that reason, the BC of the bullets take a backseat to other more significant performance criteria.

It has been a common belief that bullets possessing sharp points are more prone to deflection than those having flat or round noses. Shooters who operate under this

## Performance chart for .308-calibre 3000fps muzzle velocity bullets

Trajectory (inches of drop)					
Bullet	0 yards	100 yards	200 yards	300 yards	400 yards
A	-1.5	0	-3.74	-14.6	-35.4
B	-1.5	0	-2.89	-10.8	-24.4

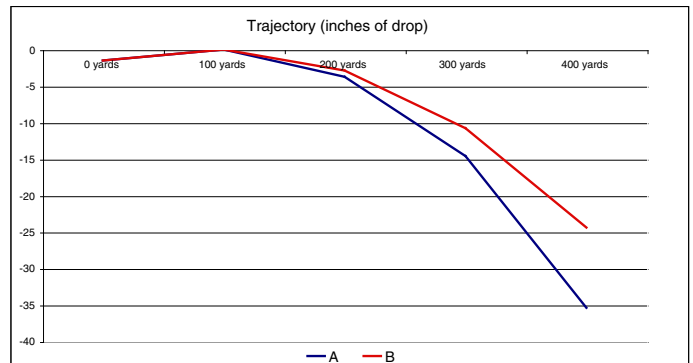
Wind drift (inches at 20mph)					
Bullet	0 yards	100 yards	200 yards	300 yards	400 yards
A	0	-2.7	-11.7	-28.4	-54.9
B	0	-1.1	-4.7	-10.9	-20

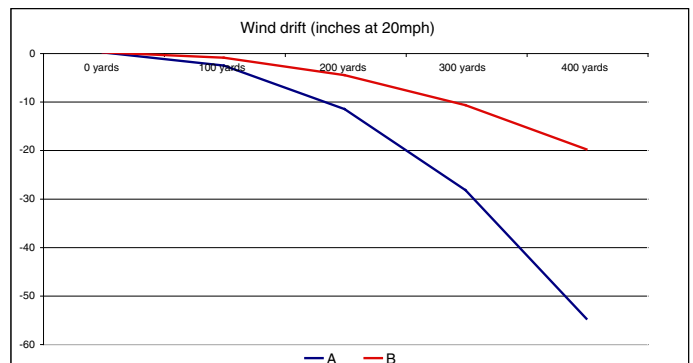
Energy (foot-pounds)					
Bullet	0 yards	100 yards	200 yards	300 yards	400 yards
A	3597	2588	2213	1875	1578
B	3597	3167	2780	2432	2121

A - .308-calibre 180-grain flat- or round-nose bullet (BC - .231)  
 B - .308-calibre 180-grain spitzer or boat-tail bullet (BC - .528)

If we compare two .308-calibre bullets of the same weight, starting out the muzzle at the same speed, we find there can be sharp differences in performance based on the bullet's ballistic coefficient (BC) values.



When two .308-calibre 180-grain bullets are compared, we find sharp differences in trajectory at longer ranges. The 'A' bullet is a blunt-nose bullet having a BC of .231 and the 'B' bullet is a sharp pointed bullet with a ballistic coefficient (BC) of .528.



When two .308-calibre 180-grain bullets are compared, we find sharp differences in their ability to resist the effects of the wind at longer ranges. The 'A' bullet is a blunt-nose bullet having a BC of .231 and the 'B' bullet is a sharp pointed bullet with a ballistic coefficient (BC) of .528.

# The Junior Shooter

All of these bullets are .308" in diameter, such as those loaded in .30-30, .308 Winchester, .30-06, .300 Winchester Magnum and others. In this case, the BC values are extremely different and the performance at longer ranges will also be different.



misconception purposely select flatter-nosed bullets when they intend to hunt in brushy environments, believing that if their bullet should encounter a small limb or twig in flight, that it won't be knocked off-course as much.

Contrary to this belief, however, the shape of the bullet's nose has very little to do with its ability to resist deflection or its capability to hold together when encountering an obstruction in flight. The degree of deflection will not usually be significantly different whether you are shooting bullets with a pointed or blunt nose. The internal construction of the bullet is the only thing responsible for its ability to hold together upon striking an object in flight.

Clearly, no-one should leap to the conclusion that you can force a bullet through an obstacle course of trees and brush without producing a negative effect. Surely, if your bullet is called upon to plough its way through, for example, a 15cm-diameter tree limb before striking the target, the results produced won't be good ones. And if your bullet should come into contact with a limb shortly after leaving the muzzle then have to travel several hundred metres before reaching its target, no matter what the physical shape of the bullet, is it quite likely that you won't be happy with those results either. On the other hand, if your bullet should happen to encounter a small limb or twig that is located within a reasonable distance of the target, the amount of deflection produced will, in all likelihood, not be substantial enough to worry about.

I reached the above conclusion, dispelling this age-old belief, only after an extensive research and testing program of my own. A few years back, I fell victim to the same misunderstanding about how pointed bullets were much more prone to deflection. As a result, I set off to determine how much difference there was between the different style bullets. The results of those tests greatly surprised me.

The testing criteria involved sending the bullets through a maze of wooden dowels measuring as large as 6mm in diameter. After the bullets had made contact with the dowelling, they had to travel 30ft to their targets. Upon evaluating the degree that the bullets were knocked off-course, I found that

it didn't really matter what the bullet shape was, as all were essentially affected in the same manner and the deflection was not significant. Checking further, I found that the energy and degree of penetration was not notably affected either.

If you never envision yourself shooting more than 100m, there is no real need to concern yourself with the shape of your bullets or the BC of them. In this case, it simply won't matter if the bullets you are shooting are short and stubby or slender and pointed. On the other hand, if you are like most shooters, you may one day have an occasion for a shot at 300m or more. In this situation, knowing the BC of your bullet and understanding how it will perform at long range may make the difference between coming home with a trophy or simply a lost opportunity. ●



The vast majority of rifles chambered for .30-30 are lever-action designs and have tubular magazines. Most cartridges manufactured for the .30-30 are loaded with flat- or round-nose bullets.



Most rifles shooting .30-30 cartridges are lever-actions with tubular magazines. When stored in this type of magazine, the point of the rear cartridge makes direct contact with the primer of the cartridge in front of it, as shown at the top. Cartridges stored in box-type magazines are stored one on top of another, such as the .243 cartridges shown at the bottom.

# Growing up hunting

by Elise Jurasovic



Elise with her dad after a successful deer hunt.

**M**y name is Elise and I'm 11 years old. I live in Tasmania and for as long as I can remember I've been going along on hunting trips with my dad and my brothers and sisters. Something exciting always happens when we go up to our favourite property in the Central Highlands. I love being in the bush and seeing all of the different types of animals.

Dad hunts all different sorts of animals, such as fallow deer, pademelon wallabies, Bennetts wallabies, hares and rabbits. Dad has to buy licences to hunt the deer and wallabies. He usually either stalks them or he goes spotlighting. Dad has special spotlighting permits for wallabies and deer, which he gets when there are too many of them eating the farmers' crops and grass. I like going along on spotlighting trips the best because more animals are around and I get to see the ones that only come out at night, like possums, Eastern quolls, spotted tail quolls and sometimes even Tasmanian devils. Often, we go spotlighting on foot and when we do, I really like holding the light for Dad.

Pretty often when Dad's hunting, we go for a walk and see wombats. I think wombats are really cool - they're my favourite animal in the whole world. I like to run after them and try to pat them as they run off, but I can't catch them because they're so fast. The closest I have been to a wild one is about 5 or 6m away, but I got too scared to pat it when it stopped and growled at me. My dad has touched one before - the same one that I got really close to.

We sometimes go on wallaby drives when there are too many of them around. On a wallaby drive, Dad and his friends use shotguns and we take our dogs to find the wallabies in the bushes and scare them out to where the hunters are.

When Dad stalks deer, we always walk with the wind in our face so they don't smell us, and we have to be really quiet. Dad has given us all gloves and balaclavas to cover our hands and faces, so we're harder for the deer to spot. Sometimes, Dad lets us come right up close to the deer before he shoots them, but usually, we wait behind a tree while he finishes his stalk, so we are completely hidden.

I like helping to cut up the meat once we have hunted the animals and I've even been given my own knife to help out. Dad sometimes lets me skin and take off a deer's shoulder and I also sometimes get to take out the heart and liver after Dad has finished cutting all the legs and backstraps off. Dad has a special way of cutting up each kind of animal and he's pretty fast at doing it!



Watching carefully to learn how to butcher a good eating wallaby.

## The Junior Shooter



Elise trying to sneak up on an alert wombat. Unfortunately, they always seem to be too fast for her!



Elise says there's always lots of fun things to do on a hunting trip, like having boat races in the creeks.

We eat all of the animals that we hunt, and my favourite is young pademelon wallaby cooked up using an Indian recipe called butter chicken. I also love venison schnitzel. I've become so used to eating the meat we catch that I don't really like meat from the shop - it usually tastes too fatty for me.

One good thing about our hunting is that we make sure that there aren't too many deer and wallabies. If we didn't do this, then poison would sometimes be used to get rid of them, which is a much worse way to die, plus the meat would be wasted. Poison can also kill other animals like wombats, bettongs, possums and other native animals.

I especially like it when it snows while we are on a hunting trip because we usually have a really big snowball fight with Dad against all the kids. The kids find a log or tree that we can use as a fort to protect us while we pelt Dad with snow-

balls. Sometimes, Dad comes and steals all of our snowballs and throws them back at us. We make snowmen too, with our scarves and beanies on them. I also really enjoy it when Dad goes deer hunting in the snow because the deer are easier to spot and you can follow their tracks easily.

Sometimes, I am given young animals like wallabies and hares to look after. I was once given a baby wombat that was found in the pouch of a roadkill on the way to a hunt. The orphaned wildlife people from Parks and Wildlife gave us permits to raise the native animals and they help us out with stuff to keep the young animals warm and also with milk powder, bottles and teats. They gave us a lot of help with the baby wombat.

So far, I have raised two wallabies, which I named Josephine and Lily. The wombat I had was named Molly and she was a lot of work to look after, but also a lot of fun to have around. She would follow me around like a little puppy and loved to have a cuddle. I also had a baby hare named Georgie, but she didn't really become tame like the other animals I've looked after and eventually, she escaped. The wallabies and the wombat had to be fed out of a bottle. At first, I had to get up during the night to feed them, but as they got bigger and were able to start eating some grass, I could just bottle-feed them about three times during the day. I had to wrap them up every night to keep them warm and when they were really young, I had to keep the joeys in a big, warm sock that was just like their mother's pouch. Once they were big enough, we built a big cage for them to live in outside to get used to being outdoors before we released them.

One of the other things I really enjoy is going on trips with my friends whose dads also hunt. I have a few friends whose families sometimes come hunting with us. We often stay overnight in one of the huts at the property where we hunt. We have fun playing games like boat races in the streams, building cubby houses behind the hut and playing trolls in the big ti-tree thicket that we call the 'Enchanted



Elise enjoys hunting in the snow. She also likes to throw snowballs at her dad afterwards.

Forest'. When it gets dark, we sometimes light a fire outside the hut and sit around it and toast marshmallows, sing songs and tell stories. I think that it's really nice to share the fun with my friends.

One of my favourite things that we do while on a hunting trip is shooting the bows at targets and having competitions with each other to see who is the best shot. My younger brother saved up almost \$90 to buy himself a small compound bow, which he uses a lot. Last year, my dad got a really strong longbow for his birthday, which he also practises with a fair bit. He's a really good aim, but my younger brother has practised enough to beat him about every two times out of five. I haven't got my own bow, but Dad has a spare one that I'm allowed to use when we're shooting at the targets. Dad keeps the bows locked up in a cupboard and only lets us use them when he's around.

I can't wait until I am old enough to have a Minor's Permit. In Tasmania, juniors have to be 16 and be fully supervised by a licensed grown-up before they are allowed to shoot in the bush. When my older brothers and sisters turned 16 Dad got them a junior permit and taught them how to shoot and hunt. I'm really looking forward to hunting a deer, cutting it up myself and then cooking up a yummy meal. ●



## Kangaroo teriyaki

by Erica Wright

Serves 4

### Ingredients

- 750g kangaroo - fillet or topside is good
- 8-12 skewers



### Marinade

- ¼ cup teriyaki sauce
- ¼ cup dark soy sauce
- ¼ cup honey
- 2-3 cloves of garlic - crushed
- 1 teaspoon grated ginger
- ½ teaspoon dry mustard
- ¼ teaspoon chilli flakes or powder - optional

### Method

Cut the meat into 1½-2cm cubes and place in a flat dish.

Blend the marinade ingredients in a jug and pour the mixture over the meat pieces, turning so each piece is coated. Cover the dish and place in the fridge for 2-3 hours or longer if you can.

While the meat is marinating, soak the skewers in water - this helps prevent them from burning or splintering during cooking.

When you're ready to cook, preheat the griller. While it's heating up, remove the meat from the marinade and thread it onto the skewers. Reserve the marinade for basting.

Grill the meat close to the heat for 2 minutes, brushing with the marinade once or twice. Turn, baste and cook for another minute and then continue this way until the meat is cooked to your liking. Cooking time will vary with different grills, but don't overcook it; kangaroo is best left a little pink in the middle. You can also cook the meat on the barbecue.

Serve the skewers on a bed of fried rice or with vegetables of your choice. ●

# How I became a shooter

by Connor Knack

**M**y name is Connor Knack and I am 13 years old. In February 2007, I started having medical problems for unknown reasons. After a while, the doctors told me that I couldn't play rugby league for my club any more and I should do a non-contact sport. Dad and I looked around for sports to play, so I would not sit at home on the couch after school.

In the 2008 school holidays, we went to my godparents Greg (Uncle Bullit) and June Madden's property in New South Wales. While we were there, Uncle Bullit let me have a shot with his air rifle. I had a go at shooting a target of his, which was one of his famous three-legged rabbits. My dad, who used to be in the military and is now a police officer and knows a little about firearms, and Uncle Bullit, who used to be a police officer with Dad, are both very strict about firearms safety and taught me all about handling a rifle.

After we left New South Wales and went back home to Queensland, Dad and I talked about target shooting at a gun range. Dad subscribed to the *Australian Shooter* magazine so I could read stories about how to hunt and shoot competition and what sort of rifle I should get. It took a few months of research, but I finally decided what calibre and model rifle I wanted to get. With the help of our good friend Mr Rabig from Mackay Shooters Supplies, I decided to get a .22-calibre



Connor Knack with his dad Gary and Uncle Bullit.

CZ Varmint 452 rifle. I did some more research and went with Dad to sit the Firearms Safety Course at George Range near Eton and then got my minor's firearms licence. I also joined the SSAA and the SSAA Mackay branch.

On my 13th birthday, while I was away on holidays with Mum, I got a surprise when Dad video-called me on my mobile phone and told me I would be getting a brand-new CZ varmint rifle. I was very excited because now I could go target shooting at the range.

Before I could go out in the bush and shoot, I had to learn to group, breathe and concentrate. I got the hang of everything I was taught and in Easter this year, we went back to Uncle Bullit's place to do some shooting. My dad contacted New South Wales Police and made sure we did the right thing when we carried my rifle through the state.

When we got to Uncle Bullit's, his cows were calving and he was having trouble with foxes. When we went spotlighting, we saw a fox snooping around a calf. I couldn't get a shot at him, so we went after some bunnies. I got nine rabbits and on the way back, we saw a set of eyes in the scrub about 75m away from the ute. Dad and June lost sight of the animal, so Dad tried to scope it in, without any luck. I could still see the eyes in the spotlight, so I took the rifle and took a free standing shot. No-one saw it run away and we could not hear the bullet hit the ground or any foliage. Dad and I walked into the bush and found the fox lying with a head shot. I am so happy that Dad encouraged me to learn how to shoot freestyle and unsupported the way he does and not always on a bench rest, otherwise I would not have been able to get the fox.

After this, we all went back to Uncle Bullit's snug and around the campfire I won a golden chocolate Easter bunny for the best shot of the night. I was very happy that during my very first live hunt, I got a fox and nine bunnies. Uncle Bullit only got one or two.


I have written this story to let other kids know that shooting is a great sport and when you follow the safety rules, it is very safe. I hope that many more kids will take it up and keep the sport alive. Sport shooting is a lot of safe fun. ●



Connor with an Easter bunny chocolate after taking the best shot of the night.



# Junior shooter's crossword



**Down**

- 1 A smoothbore firearm designed to fire shotshells containing pellets or a slug
- 2 A non-spherical projectile for use in a rifled barrel
- 3 The part of the firearm that holds cartridges or shotshells for feeding into the chamber
- 5 The bottom part of the grip on a handgun or the rear of the stock on a longarm
- 9 The speed of a projectile at any point along its trajectory
- 10 The part of a firearm through which a projectile travels
- 12 A firearm with a cylinder having several chambers
- 13 The round, rotatable part of a revolver that contains the chambers
- 14 A device on a firearm designed to provide protection against accidental or unintentional discharge
- 17 A firearm having spiral grooves in the bore and designed to be fired from the shoulder
- 18 Australia's largest shooting association, representing 120,000 sporting shooters and recreational hunters

**Across**

- 4 A firearm that is loaded through the muzzle
- 6 The combination of components used to assemble a cartridge or shotshell
- 7 A term used to designate the specific bore for which a shotgun is chambered
- 8 The front end of a firearm barrel from which the bullet or shotshell emerges when fired
- 11 A term used to designate the specific cartridge for which a rifle or handgun is chambered
- 14 The wood, fibreglass, laminate or plastic part of a firearm to which the barrel and receiver is attached
- 15 A term for the propellant in a cartridge or shotshell
- 16 The point or tip of a bullet
- 19 The rearward movement of a firearm after it has been fired
- 20 A single round of ammunition with a case, primer, propellant, powder and projectile

To check your answers, go to [www.ssaa.org.au/junior-shooter](http://www.ssaa.org.au/junior-shooter) ●

# SPONSOR A JUNIOR

**AND**

# SAVE your sport

**It's your choice - sign up a junior or our sport will vanish**

SSAA National has launched its 'Sign up a Junior' campaign to help introduce youngsters to recreational shooting. Juniors are essential to the ongoing strength and vitality of the SSAA and we are seeking your support to protect and ensure the future of the shooting sports in Australia.

Simply fill in the form below with the junior's details and your details as the 'sponsoring member'. You can also add more than one junior by photocopying the form and adding an extra \$21 per junior.

As an incentive to promote the campaign, all junior members who join or renew between July 1, 2008 and December 31, 2009 will go in the draw for the chance to win \$500 worth of SSAA merchandise. Additionally, all adults who sponsor a junior member will go in the draw to win \$1000 worth of SSAA merchandise!



\$21 - includes 11 issues of the *Australian Shooter*

\$46 - includes 11 issues of the *Australian Shooter* and 4 issues of *Australian Hunter* magazine

Membership No.

**Has the junior been a member before? Yes/No**

Details of junior being signed up - (must be under 18)

Branch (if known) ..... Sex (please circle) M / F  
 First name ..... Middle name ..... Last name .....  
 Home address ..... P/C.....  
 Date of birth ..... OFFICE USE ONLY

Details of sponsoring member:

First name ..... Middle name ..... Last name .....  
 Membership No. ....

**Payment options**

I also wish to donate  
 \$..... to the SSAA

Enclosed is payment for the amount of \$.....

Cheque  Money order  MasterCard  Visa

Card number

Expiry date     Signature.....

Cheques payable to the Sporting Shooters' Association of Australia

Fees are per year unless specified and include GST.

**MAIL TO: SSAA MEMBERSHIP OFFICE,  
 PO BOX 282, Plumpton, NSW 2761**

SSAA Inc is subject to the provisions of the National Privacy Act. Should you want a copy of the SSAA Inc Privacy Statement or seek further information, please write to PO Box 2520, Unley, SA 5061.