


2024 Scoped 3-Positional & Field Rifle National Championships

SSAA Gladstone

28-March-2024



NRA 3-Positional Anyshot

Event # 2004001

Master

		<u>Score</u>	<u>Average</u>
1 st	James Eu	1141.043	95.09
2 nd	Matthew Boots	1135.029	94.59
3 rd	Matt Rogaloff	1128.032	94.00

Expert

		<u>Score</u>	<u>Average</u>
1 st	Luis Henriques	1124.031	93.67
2 nd	Jennifer Ingram	1104.022	92.00
3 rd	Sammy Tang	1090.023	90.84

Sharpshooter

		<u>Score</u>	<u>Average</u>
1 st	Dennis Gorring	1069.021	89.09
2 nd	James Perry	1018.010	84.83
3 rd	Damian Innes	979.011	81.58

Marksman

		<u>Score</u>	<u>Average</u>
1 st	Scott Wilson	1103.021	91.92
2 nd	Carissa Innes	1055.019	87.92
3 rd			

Under Marksman

		<u>Score</u>	<u>Average</u>
1 st	Craig Oliver	1057.020	88.09
2 nd	Eleesha Hodges	1012.010	84.33
3 rd	Jackey Stark	964.008	80.33

Junior U/18

		<u>Score</u>	<u>Average</u>
1 st	Damien Innes (Junior)	979.011	81.58
2 nd	Naomi Jensen (Junior)	876.009	73.00
3 rd			

Junior U/15

		<u>Score</u>	<u>Average</u>
1 st	Ethan Wilson (Junior)	830.004	69.17
2 nd			
3 rd			

Prone

James Eu

Standing

Matt Rogaloff

Kneeling

Luis Henriques



**SPORTING SHOOTERS'
ASSOCIATION OF AUSTRALIA**

2024 Scoped 3-Positional & Field Rifle
National Championships

SSAA Gladstone

28-March-2024



NRA 3 x 40 Smallbore (Graded/Juniors)												Event# 2004001		
Name	Class	PRONE			STANDING			KNEELING			Aggregate	Place	Average	
		Stage 1	Stage 2	Total	Stage 1	Stage 2	Total	Stage 1	Stage 2	Total				
ID	Name	Class	PStage 1	PStage 2	PTotal	SStage 1	SStage 2	Stotal	KStage 1	KStage 2	Ktotal	Agg	Place	Average
7	James Eu	Master	199.015	199.008	398.023	180.002	180.002	360.004	194.010	189.006	383.016	1141.043	1st	95.09
17	Matthew Boots	Master	196.009	197.006	393.015	185.002	181.002	366.004	190.004	186.006	376.010	1135.029	2nd	94.59
37	Matt Rogaloff	Master	192.006	197.009	389.015	183.005	185.003	368.008	181.004	190.005	371.009	1128.032	3rd	94.00
12	Luis Henriques	Expert	195.01	194.01	389.02	170.00	178.00	348.01	193.00	194.01	387.01	1124.03	1st	93.67
26	Matthew Sharp	Master	193.01	197.01	390.01	177.00	175.00	352.00	183.00	184.00	367.00	1109.02	4th	92.42
20	Jennifer Ingram	Expert	193.01	192.01	385.01	179.00	176.00	355.01	183.00	181.00	364.01	1104.02	2nd	92.00
28	Scott Wilson	Marksman	192.01	197.01	389.01	169.00	178.00	347.00	186.00	181.01	367.01	1103.02	1st	91.92
8	Greg Dixon	Master	190.01	194.01	384.02	167.00	176.00	343.00	178.00	186.00	364.01	1091.02	5th	90.92
35	Sammy Tang	Expert	191.01	190.01	381.01	165.00	162.00	327.00	198.00	184.00	382.01	1090.02	3rd	90.84
10	Adrian Williams	Expert	194.01	195.01	389.02	156.00	170.00	326.00	178.00	183.00	361.01	1076.02	4th	89.67
23	Dennis Gorring	Sharpshooter	195.01	193.01	388.01	164.00	159.00	323.00	178.00	180.00	358.01	1069.02	1st	89.09
22	Russel Juillerat	Expert	196.00	195.01	391.02	151.00	169.00	320.00	185.00	172.00	357.01	1068.02	5th	89.00
24	Craig Oliver	U/Marksman	187.01	185.00	372.01	153.00	166.00	319.00	187.01	179.00	366.01	1057.02	1st	88.09
3	Carissa Innes	Marksman	194.01	193.01	387.01	168.00	162.00	330.00	178.00	160.00	338.00	1055.02	2nd	87.92
27	Robert Morley	Expert	189.00	192.01	381.01	162.00	157.00	319.00	169.00	172.00	341.00	1041.01	6th	86.75
19	James Perry	Sharpshooter	177.00	189.01	366.01	146.00	161.00	307.00	176.00	169.00	345.00	1018.01	2nd	84.83
13	Eleesha Hodges	U/Marksman	168.00	180.00	348.01	156.00	170.00	326.00	172.00	166.00	338.00	1012.01	2nd	84.33
5	Damian Innes	Sharpshooter	182.00	186.00	368.01	137.00	129.00	266.00	170.00	175.00	345.00	979.01	3rd	81.58
14	David Gould	Sharpshooter	197.01	198.01	395.02	141.00	151.00	292.00	134.00	154.00	288.00	975.02	4th	81.25
9	Jackey Stark	U/Marksman	169.00	194.01	363.01	136.00	144.00	280.00	168.00	153.00	321.00	964.01	3rd	80.33
31	Andrew Barnes	U/Marksman	170.00	177.01	347.01	150.00	134.00	284.00	166.00	156.00	322.00	953.01	4th	79.42
18	Sonia Sorensen	U/Marksman	164.00	159.00	323.00	113.00	146.00	259.00	155.00	157.00	312.00	894.00	5th	74.50
21	Shaylen Stone	U/Marksman	171.00	164.00	335.00	126.00	141.00	267.00	139.00	137.00	276.00	878.00	6th	73.17
6	Naomi Jensen	U/Marksman	175.00	167.00	342.01	129.00	99.00	228.00	149.00	157.00	306.00	876.01	7th	73.00
29	Ethan Wilson	Master	167.00	181.00	348.00	104.00	93.00	197.00	141.00	144.00	285.00	830.00	6th	69.17
11	Regine Henriques	U/Marksman	171.00	142.00	313.00	106.00	109.00	215.00	126.00	117.00	243.00	771.00	8th	64.25
1	Damien Saw	Master	98.00		98.00							98.00	7th	8.17



SPORTING SHOOTERS'
ASSOCIATION OF AUSTRALIA

2024 Scoped 3-Positional & Field Rifle
National Championships

SSAA Gladstone

28-March-2024



NRA 3 x 40 Smallbore (Graded/Juniors)													Event# 2004001	
Name	Class	PRONE			STANDING			KNEELING			Aggregate	Place	Average	
		Stage 1	Stage 2	Total	Stage 1	Stage 2	Total	Stage 1	Stage 2	Total				
ID	Name	Class	PStage 1	PStage 2	PTotal	SStage 1	SStage 2	Stotal	KStage 1	KStage 2	Ktotal	Agg	Place	Average
7	James Eu	Master	199.015	199.008	398.023	180.002	180.002	360.004	194.010	189.006	383.016	1141.043	1st	95.09
17	Matthew Boots	Master	196.009	197.006	393.015	185.002	181.002	366.004	190.004	186.006	376.010	1135.029	2nd	94.59
37	Matt Rogaloff	Master	192.006	197.009	389.015	183.005	185.003	368.008	181.004	190.005	371.009	1128.032	3rd	94.00
26	Matthew Sharp	Master	193.01	197.01	390.01	177.00	175.00	352.00	183.00	184.00	367.00	1109.02	4th	92.42
8	Greg Dixon	Master	190.01	194.01	384.02	167.00	176.00	343.00	178.00	186.00	364.01	1091.02	5th	90.92
29	Ethan Wilson	Master	167.00	181.00	348.00	104.00	93.00	197.00	141.00	144.00	285.00	830.00	6th	69.17
1	Damien Saw	Master	98.00		98.00							98.00	7th	8.17
12	Luis Henriques	Expert	195.01	194.01	389.02	170.00	178.00	348.01	193.00	194.01	387.01	1124.03	1st	93.67
20	Jennifer Ingram	Expert	193.01	192.01	385.01	179.00	176.00	355.01	183.00	181.00	364.01	1104.02	2nd	92.00
35	Sammy Tang	Expert	191.01	190.01	381.01	165.00	162.00	327.00	198.00	184.00	382.01	1090.02	3rd	90.84
10	Adrian Williams	Expert	194.01	195.01	389.02	156.00	170.00	326.00	178.00	183.00	361.01	1076.02	4th	89.67
22	Russel Juillerat	Expert	196.00	195.01	391.02	151.00	169.00	320.00	185.00	172.00	357.01	1068.02	5th	89.00
27	Robert Morley	Expert	189.00	192.01	381.01	162.00	157.00	319.00	169.00	172.00	341.00	1041.01	6th	86.75
23	Dennis Goring	Sharpshooter	195.01	193.01	388.01	164.00	159.00	323.00	178.00	180.00	358.01	1069.02	1st	89.09
19	James Perry	Sharpshooter	177.00	189.01	366.01	146.00	161.00	307.00	176.00	169.00	345.00	1018.01	2nd	84.83
5	Damian Innes	Sharpshooter	182.00	186.00	368.01	137.00	129.00	266.00	170.00	175.00	345.00	979.01	3rd	81.58
14	David Gould	Sharpshooter	197.01	198.01	395.02	141.00	151.00	292.00	134.00	154.00	288.00	975.02	4th	81.25
28	Scott Wilson	Marksman	192.01	197.01	389.01	169.00	178.00	347.00	186.00	181.01	367.01	1103.02	1st	91.92
3	Carissa Innes	Marksman	194.01	193.01	387.01	168.00	162.00	330.00	178.00	160.00	338.00	1055.02	2nd	87.92
24	Craig Oliver	U/Marksman	187.01	185.00	372.01	153.00	166.00	319.00	187.01	179.00	366.01	1057.02	1st	88.09
13	Eleesha Hodges	U/Marksman	168.00	180.00	348.01	156.00	170.00	326.00	172.00	166.00	338.00	1012.01	2nd	84.33
9	Jackey Stark	U/Marksman	169.00	194.01	363.01	136.00	144.00	280.00	168.00	153.00	321.00	964.01	3rd	80.33
31	Andrew Barnes	U/Marksman	170.00	177.01	347.01	150.00	134.00	284.00	166.00	156.00	322.00	953.01	4th	79.42
18	Sonia Sorensen	U/Marksman	164.00	159.00	323.00	113.00	146.00	259.00	155.00	157.00	312.00	894.00	5th	74.50
21	Shaylen Stone	U/Marksman	171.00	164.00	335.00	126.00	141.00	267.00	139.00	137.00	276.00	878.00	6th	73.17
6	Naomi Jensen	U/Marksman	175.00	167.00	342.01	129.00	99.00	228.00	149.00	157.00	306.00	876.01	7th	73.00
11	Regine Henriques	U/Marksman	171.00	142.00	313.00	106.00	109.00	215.00	126.00	117.00	243.00	771.00	8th	64.25



SPORTING SHOOTERS'
ASSOCIATION OF AUSTRALIA

2024 NATIONALS NRA 3X40 TEAMS

ID	NAME	GRADE	P1	P2	P AGG	S1	S2	S AGG	K1	K2	K AGG	AGG	PLACE	AVG
----	------	-------	----	----	-------	----	----	-------	----	----	-------	-----	-------	-----

WA TEAM 1														
7	James Eu	MASTER	199.015	199.008	398.023	180.002	180.002	360.004	194.010	189.006	383.016	1141.043	1st	95.09
17	Matthew Boots	MASTER	196.009	197.006	393.015	185.002	181.002	366.004	190.004	186.006	376.010	1135.029		94.59
12	Luis Henriques	EXPERT	195.012	194.005	389.017	170.001	178.004	348.005	193.002	194.007	387.009	1124.031		93.67
8	Greg Dixon	MASTER	190.005	194.010	384.015	167.001	176.002	343.003	178.002	186.003	364.005	1091.023		90.92
												4491.126		

QLD TEAM 1														
26	Matthew Sharp	MASTER	193.005	197.005	390.010	177.001	175.002	352.003	183.002	184.002	367.004	1109.017	2nd	92.42
20	Jennifer Ingram	EXPERT	193.007	192.005	385.012	179.002	176.003	355.005	183.004	181.001	364.005	1104.022		92.00
28	Scott Wilson	MARKSMAN	192.007	197.005	389.012	169.000	178.001	347.001	186.003	181.005	367.008	1103.021		91.92
24	Craig Oliver	U/MARKSMAN	187.005	185.003	372.008	153.001	166.002	319.003	187.006	179.003	366.009	1057.020		88.09
												4373.080		

2024 Scoped 3-Positional & Field Rifle National Championships

SSAA Gladstone

28-March-2024



Scoped 10m Precision Air Rifle

Event # 2024002

Master

		<u>Score</u>	<u>Average</u>
1 st	Matthew Boots	384.013	96.00
2 nd	Matt Rogaloff	359.008	89.75
3 rd			

AA

		<u>Score</u>	<u>Average</u>
1 st	Jennifer Ingram	381.009	95.25
2 nd	Luis Henriques	377.010	94.25
3 rd	James Eu	363.004	90.75

A

		<u>Score</u>	<u>Average</u>
1 st	Craig Oliver	369.006	92.25
2 nd	Dennis Gorrying	361.015	90.25
3 rd	Sammy Tang	350.004	87.50

B

		<u>Score</u>	<u>Average</u>
1 st	Russel Juillerat	349.009	87.25
2 nd	Shaylen Stone	341.003	85.25
3 rd	Greg Dixon	324.004	81.00

C

		<u>Score</u>	<u>Average</u>
1 st	Eleesha Hodges	341.002	85.25
2 nd	Jackey Stark	311.000	77.75
3 rd	David Gould	227.000	56.75

Junior U/18

		<u>Score</u>	<u>Average</u>
1 st	Damien Innes (Junior)	274.000	68.50
2 nd	Naomi Jensen (Junior)	239.000	59.75
3 rd			

Junior U/15

		<u>Score</u>	<u>Average</u>
1 st	Ethan Wilson (Junior)	280.000	70.00
2 nd			
3 rd			

High Card

Luis Henriques



SPORTING SHOOTERS'
ASSOCIATION OF AUSTRALIA



SPORTING SHOOTERS'
ASSOCIATION OF AUSTRALIA

2024 Scoped 3-Positional & Field Rifle National Championships

SSAA Gladstone

28-March-2024



10m Precision Air Rifle (Off Gun)								Event #	2024002
ID	Name	Grade	Card 1	Card 2	Card 3	Card 4	Agg	Place	Average
17	Matthew Boots	MASTER	96.004	99.002	92.001	97.006	384.013	1st	96.00
20	Jennifer Ingram	AA	94.001	96.004	95.004	96	381.009	2nd	95.25
12	Luis Henriques	AA	89.001	95.003	99.005	94.001	377.01	3rd	94.25
24	Craig Oliver	A	92.003	92.001	90.001	95.001	369.006	4th	92.25
7	James Eu	AA	88	95.002	94.001	86.001	363.004	5th	90.75
23	Dennis Gorrng	A	79.002	93.004	94.005	95.004	361.015	6th	90.25
37	Matt Rogaloff	MASTER	78	93.005	93.002	95.001	359.008	7th	89.75
35	Sammy Tang	A	90	80.001	85.002	95.001	350.004	8th	87.50
22	Russel Juillerat	B	89.003	87.001	89.004	84.001	349.009	9th	87.25
10	Adrian Williams	A	84.002	86.001	77	94.003	341.006	10th	85.25
34	Alex Brace	AA	90	81.002	93.003	77	341.005	11th	85.25
21	Shaylen Stone	B	89.001	76.001	87.001	89	341.003	12th	85.25
13	Eleesha Hodges	C	84.001	89	78	90.001	341.002	13th	85.25
8	Greg Dixon	B	85.001	72	84.001	83.002	324.004	14th	81.00
28	Scott Wilson	A	80	86	83.003	74	323.003	15th	80.75
9	Jackey Stark	C	69	81	82	79	311	16th	77.75
19	James Perry	B	74.003	84.001	85.001	59	302.005	17th	75.50
27	Robert Morley	AA	82.003	76.002	78	64.001	300.006	18th	75.00
3	Carissa Innes	AA	54	73.001	77.001	84	288.002	19th	72.00
29	Ethan Wilson (Junior)	AA	55	66	82	77	280	20th	70.00
5	Damien Innes (Junior)	AA	62	75	72	65	274	21st	68.50
6	Naomi Jensen (Junior)	B	59	52	69	59	239	22nd	59.75
14	David Gould	C	80	34	48	65	227	23rd	56.75

2024 Scoped 3-Positional & Field Rifle National Championships

SSAA Gladstone

28-March-2024



10m Precision Air Rifle (Graded)								Event #	2024002
ID	Name	Grade	Card 1	Card 2	Card 3	Card 4	Agg	Place	Average
17	Matthew Boots	MASTER	96.004	99.002	92.001	97.006	384.013	1st	96.00
37	Matt Rogaloff	MASTER	78	93.005	93.002	95.001	359.008	2nd	89.75
20	Jennifer Ingram	AA	94.001	96.004	95.004	96	381.009	1st	95.25
12	Luis Henriques	AA	89.001	95.003	99.005	94.001	377.01	2nd	94.25
7	James Eu	AA	88	95.002	94.001	86.001	363.004	3rd	90.75
34	Alex Brace	AA	90	81.002	93.003	77	341.005	4th	85.25
27	Robert Morley	AA	82.003	76.002	78	64.001	300.006	5th	75.00
3	Carissa Innes	AA	54	73.001	77.001	84	288.002	6th	72.00
29	Ethan Wilson (Junior)	AA	55	66	82	77	280	7th	70.00
5	Damien Innes (Junior)	AA	62	75	72	65	274	8th	68.50
24	Craig Oliver	A	92.003	92.001	90.001	95.001	369.006	1st	92.25
23	Dennis Gorrng	A	79.002	93.004	94.005	95.004	361.015	2nd	90.25
35	Sammy Tang	A	90	80.001	85.002	95.001	350.004	3rd	87.50
10	Adrian Williams	A	84.002	86.001	77	94.003	341.006	4th	85.25
28	Scott Wilson	A	80	86	83.003	74	323.003	5th	80.75
22	Russel Juillerat	B	89.003	87.001	89.004	84.001	349.009	1st	87.25
21	Shaylen Stone	B	89.001	76.001	87.001	89	341.003	2nd	85.25
8	Greg Dixon	B	85.001	72	84.001	83.002	324.004	3rd	81.00
19	James Perry	B	74.003	84.001	85.001	59	302.005	4th	75.50
6	Naomi Jensen (Junior)	B	59	52	69	59	239	5th	59.75
13	Eleesha Hodges	C	84.001	89	78	90.001	341.002	1st	85.25
9	Jackey Stark	C	69	81	82	79	311	2nd	77.75
14	David Gould	C	80	34	48	65	227	3rd	56.75

2024 NATIONALS PRECISION AIR RIFLE TEAMS

ID	NAME	GRADE	DET	BAY	STAGE 1	STAGE 2	STAGE 3	STAGE 4	TOTAL	PLACE	AVG
----	------	-------	-----	-----	---------	---------	---------	---------	-------	-------	-----

WA TEAM 1											
17	Matthew Boots	MASTER	1	10	96.004	99.002	92.001	97.006	384.013	1st	96.00
12	Luis Henriques	AA	2	1	89.001	95.003	99.005	94.001	377.010		94.25
7	James Eu	AA	1	5	88.000	95.002	94.001	86.001	363.004		90.75
35	Sammy Tang	A	2	12	90.000	80.001	85.002	95.001	350.004		87.50
									1474.031		

QLD TEAM 1											
24	Craig Oliver	A	2	7	92.003	92.001	90.001	95.001	369.006	2nd	92.25
23	Dennis Goring	A	1	2	79.002	93.004	94.005	95.004	361.015		90.25
22	Russel Juillerat	B	2	5	89.003	87.001	89.004	84.001	349.009		87.25
28	Scott Wilson	A	1	1	80.000	86.000	83.003	74.000	323.003		80.75
									1402.033		

2024 Scoped 3-Positional & Field Rifle

National Championships

HOST STATE

29-March-2024



Field Rifle Centrefire

Event #

2004003

AA

		<u>Score</u>	<u>Average</u>
1 st	James Eu	387.01	96.75
2 nd	Malcolm Smith	385.01	96.25
3 rd	Robert Morley	374.00	93.50

A

		<u>Score</u>	<u>Average</u>
1 st	Scott Wilson	382.01	95.50
2 nd	Greg Dixon	379.01	94.75
3 rd	Alex Brace	367.00	91.75

B

		<u>Score</u>	<u>Average</u>
1 st	Damian Innes	360.00	90.00
2 nd	Jennifer Ingram	353.00	88.25
3 rd	Matt Rogaloff	351.00	87.75

C

		<u>Score</u>	<u>Average</u>
1 st	Ethan Wilson (Junior)	358.00	89.50
2 nd	Blake Jaavuo	336.00	84.00
3 rd	James Perry	318.00	79.50

Junior U/18

		<u>Score</u>	<u>Average</u>
1 st	Damian Innes (Junior)	360.00	90.00
2 nd			
3 rd			

Junior U/15

		<u>Score</u>	<u>Average</u>
1 st	Ethan Wilson (Junior)	358.00	89.50
2 nd			
3 rd			

Position Wins

Rapid Fire	Malcolm Smith
Offhand	James Eu
Post Stand	Malcolm Smith
Post Sit	James Eu



SPORTING SHOOTERS'
ASSOCIATION OF AUSTRALIA

2024 Scoped 3-Positional & Field Rifle National Championships

HOST SSAA Gladstone



30-March-2024

Field Rifle Centrefire (Off Gun)									Event #	2004005
ID	Name	Grade	Rapid	Offhand	P/Stand	P/Sit	Agg	Place	Average	
7	James Eu	AA	95	96.003	96	100.002	387.005	1st	96.75	
25	Malcolm Smith	AA	98.003	91.001	98.001	98.001	385.006	2nd	96.25	
28	Scott Wilson	A	96.001	93.002	94	99.002	382.005	3rd	95.50	
8	Greg Dixon	A	94.001	92.001	97.003	96.001	379.006	4th	94.75	
27	Robert Morley	AA	95.001	92.001	91	96	374.002	5th	93.50	
17	Matthew Boots	AA	88	94	94	96.001	372.001	6th	93.00	
22	Russel Juillerat	AA	94.002	93	96.001	88	371.003	7th	92.75	
34	Alex Brace	A	96.002	94.001	94	83	367.003	8th	91.75	
14	David Gould	AA	91	88.001	89.001	96.001	364.003	9th	91.00	
12	Luis Henriques	AA	90.001	81	96.001	96.001	363.003	10th	90.75	
24	Craig Oliver	A	98.003	82.001	91.001	91.001	362.006	11th	90.50	
23	Dennis Gorring	A	91.002	78.002	94.002	97.002	360.008	12th	90.00	
5	Damian Innes (Junior)	B	93	87	87	93	360	13th	90.00	
29	Ethan Wilson (Junior)	C	97.001	91.002	87	83	358.003	14th	89.50	
26	Matthew Sharp	A	95	92.001	87	83	357.001	15th	89.25	
15	Vaselko Talajic	AA	93	78	90.001	95.001	356.002	16th	89.00	
31	Andrew Barnes	A	92.002	88	92	83.002	355.004	17th	88.75	
20	Jennifer Ingram	B	93	88.001	91.001	81	353.002	18th	88.25	
37	Matt Rogaloff	B	91	84	89	87	351	19th	87.75	
3	Carissa Innes	B	92	87	77	94	350	20th	87.50	
10	Adrian Williams	A	93.001	82	89.002	85.001	349.004	21st	87.25	
33	Mike Berry	AA	95.002	88	89.001	76.002	348.005	22nd	87.00	
4	Hudd Jaavuo	A	95.003	76	93.001	84.001	348.005	23rd	87.00	
2	Michael Truscott	A	83.001	80	91.001	87	341.002	24th	85.25	
35	Sammy Tang	AA	89	74.001	90	88	341.001	25th	85.25	
30	Brendan Pooley	B	93.001	73	85	89	340.001	26th	85.00	
39	Blake Jaavuo	C	89.002	70	86	91.001	336.003	27th	84.00	
13	Eleesha Hodges	B	92	79	82	82	335	28th	83.75	
19	James Perry	C	84	63	86	85	318	29th	79.50	
21	Shaylen Stone	C	79.001	61	82.001	92	314.002	30th	78.50	
36	David Harms	C	78	65.001	81.001	77	301.002	31st	75.25	
1	Damien Saw	C	82	55	81	79	297	32nd	74.25	
11	Regine Henriques	A	37	73	88.001	96.002	294.003	33rd	73.50	
18	Sonia Sorensen	C	78	67	67.001	8	220.001	34th	55.00	
9	Jackey Stark	C	0	0	0	0	0	35th	0.00	

2024 Scoped 3-Positional & Field Rifle National Championships

HOST SSAA Gladstone



30-March-2024

Field Rifle Centrefire (Graded)								Event #	2004005
ID	Name	Grade	Rapid	Offhand	P/Stand	P/Sit	Agg	Place	Average
7	James Eu	AA	95	96.003	96	100.002	387.005	1st	96.75
25	Malcolm Smith	AA	98.003	91.001	98.001	98.001	385.006	2nd	96.25
27	Robert Morley	AA	95.001	92.001	91	96	374.002	3rd	93.50
17	Matthew Boots	AA	88	94	94	96.001	372.001	4th	93.00
22	Russel Juillerat	AA	94.002	93	96.001	88	371.003	5th	92.75
14	David Gould	AA	91	88.001	89.001	96.001	364.003	6th	91.00
12	Luis Henriques	AA	90.001	81	96.001	96.001	363.003	7th	90.75
15	Vaselko Talajic	AA	93	78	90.001	95.001	356.002	8th	89.00
33	Mike Berry	AA	95.002	88	89.001	76.002	348.005	9th	87.00
35	Sammy Tang	AA	89	74.001	90	88	341.001	10th	85.25
28	Scott Wilson	A	96.001	93.002	94	99.002	382.005	1st	95.50
8	Greg Dixon	A	94.001	92.001	97.003	96.001	379.006	2nd	94.75
34	Alex Brace	A	96.002	94.001	94	83	367.003	3rd	91.75
24	Craig Oliver	A	98.003	82.001	91.001	91.001	362.006	4th	90.50
23	Dennis Goring	A	91.002	78.002	94.002	97.002	360.008	5th	90.00
26	Matthew Sharp	A	95	92.001	87	83	357.001	6th	89.25
31	Andrew Barnes	A	92.002	88	92	83.002	355.004	7th	88.75
10	Adrian Williams	A	93.001	82	89.002	85.001	349.004	8th	87.25
4	Hudd Jaavuo	A	95.003	76	93.001	84.001	348.005	9th	87.00
2	Michael Truscott	A	83.001	80	91.001	87	341.002	10th	85.25
11	Regine Henriques	A	37	73	88.001	96.002	294.003	11th	73.50
5	Damian Innes (Junior)	B	93	87	87	93	360	1st	90.00
20	Jennifer Ingram	B	93	88.001	91.001	81	353.002	2nd	88.25
37	Matt Rogaloff	B	91	84	89	87	351	3rd	87.75
3	Carissa Innes	B	92	87	77	94	350	4th	87.50
30	Brendan Pooley	B	93.001	73	85	89	340.001	5th	85.00
13	Eleesha Hodges	B	92	79	82	82	335	6th	83.75
29	Ethan Wilson (Junior)	C	97.001	91.002	87	83	358.003	1st	89.50
39	Blake Jaavuo	C	89.002	70	86	91.001	336.003	2nd	84.00
19	James Perry	C	84	63	86	85	318	3rd	79.50
21	Shaylen Stone	C	79.001	61	82.001	92	314.002	4th	78.50
36	David Harms	C	78	65.001	81.001	77	301.002	5th	75.25
1	Damien Saw	C	82	55	81	79	297	6th	74.25
18	Sonia Sorensen	C	78	67	67.001	8	220.001	7th	55.00
9	Jackey Stark	C	0	0	0	0	0	8th	0.00

2024 FIELD RIFLE CENTREFIRE SCORES - TEAMS

WA TEAM 1									
ID	NAME	GRADE	RAPID	OFFHAND	STAND P	SIT P	AGG	PLACE	AVG
7	James Eu	AA	95.000	96.003	96.000	100.002	387.005	1st	96.75
15	Vaselko Talajic	AA	93.000	78.000	90.001	95.001	356.002		89.00
8	Greg Dixon	A	94.001	92.001	97.003	96.001	379.006		94.75
17	Matthew Boots	AA	88.000	94.000	94.000	96.001	372.001		93.00
12	Luis Henriques	AA	90.001	81.000	96.001	96.001	363.003		90.75
							1857.017		

QLD TEAM 1									
ID	NAME	GRADE	RAPID	OFFHAND	STAND P	SIT P	AGG	PLACE	AVG
26	Matthew Sharp	A	95.000	92.001	87.000	83.000	357.001	2nd	89.25
24	Craig Oliver	A	98.003	82.001	91.001	91.001	362.006		90.50
27	Robert Morley	AA	95.001	92.001	91.000	96.000	374.002		93.50
23	Dennis Gorring	A	91.002	78.002	94.002	97.002	360.008		90.00
22	Russel Juillerat	AA	94.002	93.000	96.001	88.000	371.003		92.75
							1824.020		

QLD TEAM 2									
ID	NAME	GRADE	RAPID	OFFHAND	STAND P	SIT P	AGG	PLACE	AVG
33	Mike Berry	AA	95.002	88.000	89.001	76.002	348.005	3rd	87.00
25	Malcolm Smith	AA	98.003	91.001	98.001	98.001	385.006		96.25
28	Scott Wilson	A	96.001	93.002	94.000	99.002	382.005		95.50
30	Brendan Pooley	B	93.001	73.000	85.000	89.000	340.001		85.00
31	Andrew Barnes	A	92.002	88.000	92.000	83.002	355.004		88.75
							1810.021		

QLD TEAM 3									
ID	NAME	GRADE	RAPID	OFFHAND	STAND P	SIT P	AGG	PLACE	AVG
4	Hudd Jaavuo	A	95.003	76.000	93.001	84.001	348.005	4th	87.00
39	Blake Jaavuo	C	89.002	70.000	86.000	91.001	336.003		84.00
5	Damian Innes (Junior)	B	93.000	87.000	87.000	93.000	360.000		90.00
3	Carissa Innes	B	92.000	87.000	77.000	94.000	350.000		87.50
2	Michael Truscott	A	83.001	80.000	91.001	87.000	341.002		85.25
							1735.010		

WA TEAM 2									
ID	NAME	GRADE	RAPID	OFFHAND	STAND P	SIT P	AGG	PLACE	AVG
13	Eleesha Hodges	B	92.000	79.000	82.000	82.000	335.000	5th	83.75
35	Sammy Tang	AA	89.000	74.001	90.000	88.000	341.001		85.25
14	David Gould	AA	91.000	88.001	89.001	96.001	364.003		91.00
10	Adrian Williams	A	93.001	82.000	89.002	85.001	349.004		87.25
11	Regine Henriques	A	37.000	73.000	88.001	96.002	294.003		73.50
							1683.011		

2024 Scoped 3-Positional & Field Rifle National Championships

SSAA Gladstone

28-March-2024



Scoped 3-Positional 10m Air Rifle

Event #

2004003

Master

		<u>Score</u>	<u>Average</u>
1 st	Matthew Boots	591.034	98.51
2 nd	Luis Henriques	586.030	97.67
3 rd			

AA

		<u>Score</u>	<u>Average</u>
1 st	Matthew Sharp	576.012	96.00
2 nd			
3 rd			

A

		<u>Score</u>	<u>Average</u>
1 st	James Eu	590.020	98.34
2 nd	Jennifer Ingram	588.022	98.00
3 rd	Sammy Tang	568.019	94.67

B

		<u>Score</u>	<u>Average</u>
1 st	Dennis Gorring	559.018	93.17
2 nd	Scott Wilson	558.022	93.00
3 rd	Eleesha Hodges	522.010	87.00

C

		<u>Score</u>	<u>Average</u>
1 st	Craig Oliver	563.012	93.84
2 nd	Shaylen Stone	482.009	80.33
3 rd	David Gould	426.003	71.00

Junior U/18

		<u>Score</u>	<u>Average</u>
1 st	Damian Innes (Junior)	526.007	87.67
2 nd	Naomi Jensen (Junior)	366.007	61.00
3 rd			

Junior U/15

		<u>Score</u>	<u>Average</u>
1 st	Ethan Wilson (Junior)	487.009	81.17
2 nd			
3 rd			

Prone

Luis Henriques

Standing

Jennifer Ingram

Kneeling

Matthew Boots



SPORTING SHOOTERS'
ASSOCIATION OF AUSTRALIA

**2024 Scoped 3-Positional & Field Rifle
National Championships**

SSAA Gladstone 30-March-2024



		10m Scoped 3-Position Air Rifle Indoor - (Off-Rifle)					Event # 2004003		
ID	Name	Grade	Prone	Standing	Kneeling	Agg	Place	Average	
17	Matthew Boots	MASTER	199.016	193.01	199.008	591.034	1st	98.50567	
7	James Eu	A	199.007	193.003	198.01	590.02	2nd	98.33667	
20	Jennifer Ingram	A	196.006	196.006	196.01	588.022	3rd	98.00367	
12	Luis Henriques	MASTER	200.014	188.003	198.013	586.03	4th	97.67167	
26	Matthew Sharp	AA	200.009	182.001	194.002	576.012	5th	96.002	
35	Sammy Tang	A	196.007	180.005	192.007	568.019	6th	94.66983	
24	Craig Oliver	C	193.006	178.001	192.005	563.012	7th	93.83533	
34	Alex Brace	A	198.006	178.002	186.003	562.011	8th	93.6685	
23	Dennis Gorring	B	198.01	170.001	191.007	559.018	9th	93.16967	
28	Scott Wilson	B	198.012	162.002	198.008	558.022	10th	93.00367	
22	Russel Juillerat	A	194.011	173.001	179.003	546.015	11th	91.0025	
10	Adrian Williams	A	199.013	158.002	188.001	545.016	12th	90.836	
3	Carissa Innes	A	191.007	185.001	168.001	544.009	13th	90.66817	
8	Greg Dixon	A	188.004	171.002	184.004	543.01	14th	90.50167	
18	Sonia Sorensen	A	188.007	164.001	184.006	536.014	15th	89.33567	
27	Robert Morley	A	191.009	155.001	189.004	535.014	16th	89.169	
5	Damian Innes (Junior)	A	189.005	165.001	172.001	526.007	17th	87.66783	
13	Eleesha Hodges	B	191.008	178	153.002	522.01	18th	87.00167	
9	Jackey Stark	B	184.002	156.001	170.002	510.005	19th	85.00083	
29	Ethan Wilson (Junior)	A	189.005	133	166.004	488.009	20th	81.33483	
21	Shaylen Stone	C	183.005	159.003	140.001	482.009	21st	80.33483	
14	David Gould	C	149	136.002	141.001	426.003	22nd	71.0005	
6	Naomi Jensen (Junior)	C	149.003	130.003	87.001	366.007	23rd	61.00117	
37	Matt Rogaloff	MASTER	155.003	0	0	155.003	24th	25.83383	
19	James Perry	A	0	0	0	0	25th	0	

**2024 Scoped 3-Positional & Field Rifle
National Championships**

SSAA Gladstone 30-March-2024



10m Scoped 3-Position Air Rifle Indoor - (Graded)									Event # 2004003
ID	Name	Grade	Prone	Standing	Kneeling	Agg	Place	Average	
17	Matthew Boots	MASTER	199.016	193.01	199.008	591.034	1st	98.50567	
12	Luis Henriques	MASTER	200.014	188.003	198.013	586.03	2nd	97.67167	
37	Matt Rogaloff	MASTER	155.003	0	0	155.003	3rd	25.83383	
26	Matthew Sharp	AA	200.009	182.001	194.002	576.012	1st	96.002	
7	James Eu	A	199.007	193.003	198.01	590.02	1st	98.33667	
20	Jennifer Ingram	A	196.006	196.006	196.01	588.022	2nd	98.00367	
35	Sammy Tang	A	196.007	180.005	192.007	568.019	3rd	94.66983	
34	Alex Brace	A	198.006	178.002	186.003	562.011	4th	93.6685	
22	Russel Juillerat	A	194.011	173.001	179.003	546.015	5th	91.0025	
10	Adrian Williams	A	199.013	158.002	188.001	545.016	6th	90.836	
3	Carissa Innes	A	191.007	185.001	168.001	544.009	7th	90.66817	
8	Greg Dixon	A	188.004	171.002	184.004	543.01	8th	90.50167	
18	Sonia Sorensen	A	188.007	164.001	184.006	536.014	9th	89.33567	
27	Robert Morley	A	191.009	155.001	189.004	535.014	10th	89.169	
5	Damian Innes (Junior)	A	189.005	165.001	172.001	526.007	11th	87.66783	
29	Ethan Wilson (Junior)	A	189.005	133	166.004	488.009	12th	81.33483	
19	James Perry	A	0	0	0	0	13th	0	
23	Dennis Gorrng	B	198.01	170.001	191.007	559.018	1st	93.16967	
28	Scott Wilson	B	198.012	162.002	198.008	558.022	2nd	93.00367	
13	Eleesha Hodges	B	191.008	178	153.002	522.01	3rd	87.00167	
9	Jackey Stark	B	184.002	156.001	170.002	510.005	4th	85.00083	
24	Craig Oliver	C	193.006	178.001	192.005	563.012	1st	93.83533	
21	Shaylen Stone	C	183.005	159.003	140.001	482.009	2nd	80.33483	
14	David Gould	C	149	136.002	141.001	426.003	3rd	71.0005	
6	Naomi Jensen (Junior)	C	149.003	130.003	87.001	366.007	4th	61.00117	

2024 3P AIR RIFLE - TEAMS

WA TEAM 1								
ID	NAME	GRADE	PRONE	STANDING	KNEELING	AGG	PLACE	AVG
17	Matthew Boots	MASTER	199.016	193.010	199.008	591.034	1st	98.51
12	Luis Henriques	MASTER	200.014	188.003	198.013	586.030		97.67
7	James Eu	A	199.007	193.003	198.010	590.020		98.34
35	Sammy Tang	A	196.007	180.005	192.007	568.019		94.67
						2335.103		

QLD TEAM 1								
ID	NAME	GRADE	PRONE	STANDING	KNEELING	AGG	PLACE	AVG
24	Craig Oliver	C	193.006	178.001	192.005	563.012	2nd	93.84
23	Dennis Gorring	B	198.010	170.001	191.007	559.018		93.17
22	Russel Juillerat	A	194.011	173.001	179.003	546.015		91.00
28	Scott Wilson	B	198.012	162.002	198.008	558.022		93.00
						2226.067		

2024 Scoped 3-Positional & Field Rifle National Championships

SSAA Gladstone

Saturday, 30 March 2024



Air Rifle Two Gun **Event # 2004004**

Open

		<u>Precision</u>	<u>3-Positional</u>	<u>Aggregate</u>	<u>Average</u>
1 st	Matthew Boots	384.013	591.034	975.047	97.50
2 nd	Jennifer Ingram	381.009	588.022	969.031	96.90
3 rd	Luis Henriques	377.010	586.030	963.040	96.30

Junior U/18

		<u>Precision</u>	<u>3-Positional</u>	<u>Aggregate</u>	<u>Average</u>
1 st	Damien Innes (Junior)	274.000	526.007	800.007	80.00
2 nd	Naomi Jensen (Junior)	239.000	366.007	605.007	60.50
3 rd					

Junior U/15

		<u>Precision</u>	<u>3-Positional</u>	<u>Aggregate</u>	<u>Average</u>
1 st	Ethan Wilson (Junior)	280.000	488.009	768.009	76.80
2 nd					
3 rd					



**SPORTING SHOOTERS'
ASSOCIATION OF AUSTRALIA**

2024 AIR RIFLE TWO GUN

2024 Scoped 3-Positional & Field Rifle National Championships

SSAA Gladstone
30-March-2024



ID	NAME	PREC	3P	TOTAL	PLACE	AVG
17	Matthew Boots	384.013	591.034	975.047	1st	97.50
20	Jennifer Ingram	381.009	588.022	969.031	2nd	96.90
12	Luis Henriques	377.010	586.030	963.040	3rd	96.30
7	James Eu	363.004	590.020	953.024	4th	95.30
24	Craig Oliver	369.006	563.012	932.018	5th	93.20
23	Dennis Gorring	361.015	559.018	920.033	6th	92.00
35	Sammy Tang	350.004	568.019	918.023	7th	91.80
34	Alex Brace	341.005	562.011	903.016	8th	90.30
22	Russel Juillerat	349.009	546.015	895.024	9th	89.50
10	Adrian Williams	341.006	545.016	886.022	10th	88.60
28	Scott Wilson	323.003	558.022	881.025	11th	88.10
8	Greg Dixon	324.004	543.010	867.014	12th	86.70
13	Eleesha Hodges	341.002	522.010	863.012	13th	86.30
27	Robert Morley	300.006	535.014	835.020	14th	83.50
3	Carissa Innes	288.002	544.009	832.011	15th	83.20
21	Shaylen Stone	341.003	482.009	823.012	16th	82.30
9	Jackey Stark	311.000	510.005	821.005	17th	82.10
5	Damien Innes (Junior)	274.000	526.007	800.007	18th	80.00
29	Ethan Wilson (Junior)	280.000	488.009	768.009	19th	76.80
14	David Gould	227.000	426.003	653.003	20th	65.30
6	Naomi Jensen (Junior)	239.000	366.007	605.007	21st	60.50
37	Matt Rogaloff	359.008	155.003	514.011	22nd	51.40
19	James Perry	302.005	0.000	302.005	23rd	30.20

2024 AIR RIFLE TWO GUN - TEAMS

WA TEAM 1						
ID	NAME	PREC	3P	TOTAL	PLACE	AVG
17	Matthew Boots	384.013	591.034	975.047	1st	97.50
12	Luis Henriques	377.010	586.030	963.040		96.30
7	James Eu	363.004	590.020	953.024		95.30
35	Sammy Tang	350.004	568.019	918.023		91.80
				3809.134		

QLD TEAM 1						
ID	NAME	PREC	3P	TOTAL	PLACE	AVG
24	Craig Oliver	369.006	563.012	932.018	2nd	93.20
23	Dennis Gorring	361.015	559.018	920.033		92.00
22	Russel Juillerat	349.009	546.015	895.024		89.50
28	Scott Wilson	323.003	558.022	881.025		88.10
				3628.100		

2024 Scoped 3-Positional & Field Rifle National Championships

HOST STATE

31-March-2024



3-Positional Rimfire

Event # 2004007

AAA

		<u>Score</u>	<u>Average</u>
1 st	James Eu	557.01	
2 nd	Matthew Boots	549.01	
3 rd	Sammy Tang	525.01	

AA

		<u>Score</u>	<u>Average</u>
1 st	Matthew Sharp	548.01	
2 nd	Alex Brace	495.00	
3 rd	Regine Henriques	409.00	

A

		<u>Score</u>	<u>Average</u>
1 st	Scott Wilson	529.01	
2 nd	Greg Dixon	521.00	
3 rd	Adrian Williams	445.01	

B

		<u>Score</u>	<u>Average</u>
1 st	Craig Oliver	536.01	
2 nd	Russel Juillerat	530.01	
3 rd	Carissa Innes	517.00	

C

		<u>Score</u>	<u>Average</u>
1 st	James Perry	1st	
2 nd	William Jensen	2nd	
3 rd	Naomi Jensen (Junior)	3rd	

Junior U/18

		<u>Score</u>	<u>Average</u>
1 st	Damian Innes (Junior)	447.00	
2 nd	Naomi Jensen (Junior)	428.00	
3 rd			

Junior U/15

		<u>Score</u>	<u>Average</u>
1 st	Ethan Wilson (Junior)	442.00	
2 nd			
3 rd			

Prone

James Eu

Offhand

Matthew Boots

Sit/Kneel

James Eu



SPORTING SHOOTERS'
ASSOCIATION OF AUSTRALIA

2024 Scoped 3-Positional & Field Rifle National Championships


HOST SSAA Gladstone
01-April-2024



3-Positional Rimfire (Off Gun)								Event # 2004009
ID	Name	Grade	Prone	Offhand	Sit/Kneel	Agg	Place	Average
7	James Eu	AAA	195.007	168.000	194.006	557.013	1st	92.836
17	Matthew Boots	AAA	192.004	178.002	179.001	549.007	2nd	91.501
26	Matthew Sharp	AA	193.004	170.000	185.001	548.005	3rd	91.334
24	Craig Oliver	B	190.005	161.000	185.003	536.008	5th	89.335
22	Russel Juillerat	B	194.001	147.001	189.003	530.005	6th	88.334
28	Scott Wilson	A	188.003	148.000	193.003	529.006	7th	88.168
35	Sammy Tang	UG	191.001	150.001	184.003	525.005	8th	87.501
15	Vaselko Talajic	AAA	186.004	149.001	189.005	524.010	9th	87.335
12	Luis Henriques	AAA	187.002	155.000	182.003	524.005	10th	87.334
8	Greg Dixon	A	190.003	150.000	181.000	521.003	11th	86.834
3	Carissa Innes	B	184.003	164.001	169.000	517.004	12th	86.167
20	Jennifer Ingram	B	180.002	154.000	182.001	516.003	13th	86.001
14	David Gould	AAA	195.005	115.000	187.000	497.005	14th	82.834
34	Alex Brace	AA	173.002	162.001	160.001	495.004	15th	82.501
27	Robert Morley	UG	186.004	154.000	153.001	493.005	16th	82.168
25	Malcolm Smith	UG	176.002	148.001	169.000	493.003	17th	82.167
23	Dennis Gorring	B	180.002	133.000	176.000	489.002	18th	81.500
33	Mike Berry	B	182.003	137.000	164.001	483.004	19th	80.501
13	Eleesha Hodges	B	173.001	145.000	164.000	482.001	20th	80.334
19	James Perry	C	183.005	152.000	145.002	480.007	21st	80.001
9	Jackey Stark	B	185.002	124.000	163.001	472.003	22nd	78.667
18	Sonia Sorensen	UG	172.002	139.000	149.000	460.002	23rd	76.667
37	Matt Rogaloff	B	161.001	134.002	161.000	456.003	24th	76.001
38	William Jensen	C	170.000	107.000	179.001	456.001	25th	76.000
31	Andrew Barnes	UG	167.003	130.000	153.000	450.003	26th	75.001
5	Damian Innes (Junior)	B	171.000	131.001	145.000	447.001	27th	74.500
10	Adrian Williams	A	175.004	109.000	161.001	445.005	28th	74.168
29	Ethan Wilson (Junior)	UG	160.000	105.000	177.001	442.001	29th	73.667
6	Naomi Jensen (Junior)	C	173.002	87.002	168.000	428.004	30th	71.334
21	Shaylen Stone	C	163.000	81.000	170.000	414.000	31st	69.000
11	Regine Henriques	AA	166.000	107.001	136.000	409.001	32nd	68.167
30	Brendan Pooley	UG	143.000	98.000	151.000	392.000	33rd	65.333

2024 Scoped 3-Positional & Field Rifle National Championships

HOST SSAA Gladstone
01-April-2024



3-Positional Rimfire (Graded)								Event # 2004009
ID	Name	Grade	Prone	Offhand	Sit/Kneel	Agg	Place	Average
7	James Eu	AAA	195.007	168.000	194.006	557.013	1st	92.836
17	Matthew Boots	AAA	192.004	178.002	179.001	549.007	2nd	91.501
35	Sammy Tang	AAA	191.001	150.001	184.003	525.005	3rd	87.501
15	Vaselko Talajic	AAA	186.004	149.001	189.005	524.010	4th	87.335
12	Luis Henriques	AAA	187.002	155.000	182.003	524.005	5th	87.334
14	David Gould	AAA	195.005	115.000	187.000	497.005	6th	82.834
27	Robert Morley	AAA	186.004	154.000	153.001	493.005	7th	82.168
25	Malcolm Smith	AAA	176.002	148.001	169.000	493.003	8th	82.167
18	Sonia Sorensen	AAA	172.002	139.000	149.000	460.002	9th	76.667
31	Andrew Barnes	AAA	167.003	130.000	153.000	450.003	10th	75.001
29	Ethan Wilson (Junior)	AAA	160.000	105.000	177.001	442.001	11th	73.667
30	Brendan Pooley	AAA	143.000	98.000	151.000	392.000	12th	65.333
26	Matthew Sharp	AA	193.004	170.000	185.001	548.005	1st	91.334
34	Alex Brace	AA	173.002	162.001	160.001	495.004	2nd	82.501
11	Regine Henriques	AA	166.000	107.001	136.000	409.001	3rd	68.167
28	Scott Wilson	A	188.003	148.000	193.003	529.006	1st	88.168
8	Greg Dixon	A	190.003	150.000	181.000	521.003	2nd	86.834
10	Adrian Williams	A	175.004	109.000	161.001	445.005	3rd	74.168
24	Craig Oliver	B	190.005	161.000	185.003	536.008	1st	89.335
22	Russel Juillerat	B	194.001	147.001	189.003	530.005	2nd	88.334
3	Carissa Innes	B	184.003	164.001	169.000	517.004	3rd	86.167
20	Jennifer Ingram	B	180.002	154.000	182.001	516.003	4th	86.001
23	Dennis Gorring	B	180.002	133.000	176.000	489.002	5th	81.500
33	Mike Berry	B	182.003	137.000	164.001	483.004	6th	80.501
13	Eleesha Hodges	B	173.001	145.000	164.000	482.001	7th	80.334
9	Jackey Stark	B	185.002	124.000	163.001	472.003	8th	78.667
37	Matt Rogaloff	B	161.001	134.002	161.000	456.003	9th	76.001
5	Damian Innes (Junior)	B	171.000	131.001	145.000	447.001	10th	74.500
19	James Perry	C	183.005	152.000	145.002	480.007	1st	80.001
38	William Jensen	C	170.000	107.000	179.001	456.001	2nd	76.000
6	Naomi Jensen (Junior)	C	173.002	87.002	168.000	428.004	3rd	71.334
21	Shaylen Stone	C	163.000	81.000	170.000	414.000	4th	69.000

2024 3P RIMFIRE - TEAMS

WA TEAM 1							
ID	NAME	GRADE	PRONE	STANDING	SITTING	AGG	PLACE
17	Matthew Boots	AAA	192.004	178.002	179.001	549.007	1st
7	James Eu	AAA	195.007	168.000	194.006	557.013	
15	Vaselko Talajic	AAA	186.004	149.001	189.005	524.010	
						1630.030	

QLD TEAM 2							
ID	NAME	GRADE	PRONE	STANDING	SITTING	AGG	PLACE
25	Malcolm Smith	AAA	176.002	148.001	169.000	493.003	2nd
26	Matthew Sharp	AA	193.004	170.000	185.001	548.005	
28	Scott Wilson	A	188.003	148.000	193.003	529.006	
						1570.014	

QLD TEAM 3							
ID	NAME	GRADE	PRONE	STANDING	SITTING	AGG	PLACE
24	Craig Oliver	B	190.005	161.000	185.003	536.008	3rd
23	Dennis Gorring	B	180.002	133.000	176.000	489.002	
22	Russel Juillerat	B	194.001	147.001	189.003	530.005	
						1555.015	

WA TEAM 2							
ID	NAME	GRADE	PRONE	STANDING	SITTING	AGG	PLACE
8	Greg Dixon	A	190.003	150.000	181.000	521.003	4th
14	David Gould	AAA	195.005	115.000	187.000	497.005	
12	Luis Henriques	AAA	187.002	155.000	182.003	524.005	
						1542.013	

QLD TEAM 1							
ID	NAME	GRADE	PRONE	STANDING	SITTING	AGG	PLACE
3	Carissa Innes	B	184.003	164.001	169.000	517.004	5th
5	Damian Innes (Junior)	B	171.000	131.001	145.000	447.001	
37	Matt Rogaloff	B	161.001	134.002	161.000	456.003	
						1420.008	

QLD TEAM 4							
ID	NAME	GRADE	PRONE	STANDING	SITTING	AGG	PLACE
19	James Perry	C	183.005	152.000	145.002	480.007	6th
27	Robert Morley	AAA	186.004	154.000	153.001	493.005	
29	Ethan Wilson (Junior)	AAA	160.000	105.000	177.001	442.001	
						1415.013	

QLD TEAM 5							
ID	NAME	GRADE	PRONE	STANDING	SITTING	AGG	PLACE
18	Sonia Sorensen	AAA	172.002	139.000	149.000	460.002	7th
21	Shaylen Stone	C	163.000	81.000	170.000	414.000	
20	Jennifer Ingram	B	180.002	154.000	182.001	516.003	
						1390.005	

2024 Scoped 3-Positional & Field Rifle National Championships

SSAA Gladstone

30-March-2024



Field Rifle Rimfire Event # 2004005

AA

		<u>Score</u>	<u>Average</u>
1 st	Malcolm Smith	379.003	94.75
2 nd	Scott Wilson	370.007	92.50
3 rd	Robert Morley	369.005	92.25

A

		<u>Score</u>	<u>Average</u>
1 st	Russel Juillerat	372.002	93.00
2 nd	Carissa Innes	370.003	92.50
3 rd	Jennifer Ingram	369.002	92.25

B

		<u>Score</u>	<u>Average</u>
1 st	James Perry	342.001	85.50
2 nd	Shaylen Stone	338.000	84.50
3 rd	Brendan Pooley	337.003	84.25

C

		<u>Score</u>	<u>Average</u>
1 st	Naomi Jensen (Junior)	360.005	90.00
2 nd	Blake Jaavuo	344.002	86.00
3 rd	Ethan Wilson (Junior)	339.001	84.75

Junior U/18

		<u>Score</u>	<u>Average</u>
1 st	Naomi Jensen (Junior)	360.005	90.00
2 nd	Damian Innes (Junior)	322.003	80.50
3 rd			

Junior U/15

		<u>Score</u>	<u>Average</u>
1 st	Ethan Wilson (Junior)	339.001	84.75
2 nd			
3 rd			

Rapid

Mike Berry

Offhand

Matthew Boots

P/Stand

Russel Juillerat

P/Sit

James Eu



SPORTING SHOOTERS'
ASSOCIATION OF AUSTRALIA

2024 Scoped 3-Positional & Field Rifle National Championships

HOST SSAA Gladstone



30-March-2024

Field Rifle Rimfire (Off Gun)								Event #	2004005
ID	Name	Grade	Rapid	Offhand	P/Stand	P/Sit	Agg	Place	Average
25	Malcolm Smith	AA	92.001	95	96.001	96.001	379.003	1st	94.75
22	Russel Juillerat	A	93	91	96.002	92	372.002	2nd	93.00
28	Scott Wilson	AA	88.002	95.002	95	92.003	370.007	3rd	92.50
3	Carissa Innes	A	92.002	91	93.001	94	370.003	4th	92.50
27	Robert Morley	AA	87	92.002	93.002	97.001	369.005	5th	92.25
20	Jennifer Ingram	A	93.001	93	90.001	93	369.002	6th	92.25
26	Matthew Sharp	AA	91	88	91.001	98.002	368.003	7th	92.00
7	James Eu	AA	75	96.003	94.002	99.004	364.009	8th	91.00
2	Michael Truscott	A	85	87.001	94.001	98.003	364.005	9th	91.00
33	Mike Berry	AA	96.003	88.001	89	91.001	364.005	10th	91.00
15	Veselko Talajic	AA	88	91	87	97.001	363.001	11th	90.75
8	Greg Dixon	AA	91.001	93	89	89.002	362.003	12th	90.50
24	Craig Oliver	A	87	94.002	85.001	95.002	361.005	13th	90.25
34	Alex Brace	AA	81	93.003	92	95	361.003	14th	90.25
13	Eleesha Hodges	A	86	90	91.001	94.001	361.002	15th	90.25
6	Naomi Jensen (Juni	C	86	86	95.003	93.002	360.005	16th	90.00
12	Luis Henriques	AA	88.002	78	96.001	98.001	360.004	17th	90.00
10	Adrian Williams	AA	87.001	91.002	91	90	359.003	18th	89.75
17	Matthew Boots	AA	73.001	97.002	94	94.002	358.005	19th	89.50
9	Jackey Stark	A	78	86	95.002	98.003	357.005	20th	89.25
31	Andrew Barnes	AA	83	91.002	86	97.001	357.003	21st	89.25
14	David Gould	AA	76.001	87	95.001	94.003	352.005	22nd	88.00
4	Hudd Jaavuo	A	86.002	80	92	89.001	347.003	23rd	86.75
35	Sammy Tang	AA	91	65.002	92.001	98.001	346.004	24th	86.50
23	Dennis Gorring	A	86	82	85.001	92.003	345.004	25th	86.25
39	Blake Jaavuo	C	84	85.001	84	91.001	344.002	26th	86.00
19	James Perry	B	79	87	87.001	89	342.001	27th	85.50
29	Ethan Wilson (Juni	C	84	87	81.001	87	339.001	28th	84.75
21	Shaylen Stone	B	81	85	88	84	338	29th	84.50
30	Brendan Pooley	B	75	80	90.001	92.002	337.003	30th	84.25
11	Regine Henriques	A	89	85.002	82.001	78	334.003	31st	83.50
18	Sonia Sorensen	B	75	88.001	84	83	330.001	32nd	82.50
5	Damian Innes (Juni	B	73	84.001	86.001	79.001	322.003	33rd	80.50
38	William Jensen	C	55	77	88.002	93.001	313.003	34th	78.25
1	Damien Saw	C	67	58	89	79	293	35th	73.25
36	David Harms	C	56	66	42	74	238	36th	59.50

2024 Scoped 3-Positional & Field Rifle National Championships

HOST SSAA Gladstone



30-March-2024

Field Rifle Rimfire (Graded)								Event #	2004005
ID	Name	Grade	Rapid	Offhand	P/Stand	P/Sit	Agg	Place	Average
25	Malcolm Smith	AA	92.001	95	96.001	96.001	379.003	1st	94.75
28	Scott Wilson	AA	88.002	95.002	95	92.003	370.007	2nd	92.50
27	Robert Morley	AA	87	92.002	93.002	97.001	369.005	3rd	92.25
26	Matthew Sharp	AA	91	88	91.001	98.002	368.003	4th	92.00
7	James Eu	AA	75	96.003	94.002	99.004	364.009	5th	91.00
33	Mike Berry	AA	96.003	88.001	89	91.001	364.005	6th	91.00
15	Veselko Talajic	AA	88	91	87	97.001	363.001	7th	90.75
8	Greg Dixon	AA	91.001	93	89	89.002	362.003	8th	90.50
34	Alex Brace	AA	81	93.003	92	95	361.003	9th	90.25
12	Luis Henriques	AA	88.002	78	96.001	98.001	360.004	10th	90.00
10	Adrian Williams	AA	87.001	91.002	91	90	359.003	11th	89.75
17	Matthew Boots	AA	73.001	97.002	94	94.002	358.005	12th	89.50
31	Andrew Barnes	AA	83	91.002	86	97.001	357.003	13th	89.25
14	David Gould	AA	76.001	87	95.001	94.003	352.005	14th	88.00
35	Sammy Tang	AA	91	65.002	92.001	98.001	346.004	15th	86.50
22	Russel Juillerat	A	93	91	96.002	92	372.002	1st	93.00
3	Carissa Innes	A	92.002	91	93.001	94	370.003	2nd	92.50
20	Jennifer Ingram	A	93.001	93	90.001	93	369.002	3rd	92.25
2	Michael Truscott	A	85	87.001	94.001	98.003	364.005	4th	91.00
24	Craig Oliver	A	87	94.002	85.001	95.002	361.005	5th	90.25
13	Eleesha Hodges	A	86	90	91.001	94.001	361.002	6th	90.25
9	Jackey Stark	A	78	86	95.002	98.003	357.005	7th	89.25
4	Hudd Jaavuo	A	86.002	80	92	89.001	347.003	8th	86.75
23	Dennis Gorrington	A	86	82	85.001	92.003	345.004	9th	86.25
11	Regine Henriques	A	89	85.002	82.001	78	334.003	10th	83.50
19	James Perry	B	79	87	87.001	89	342.001	1st	85.50
21	Shaylen Stone	B	81	85	88	84	338	2nd	84.50
30	Brendan Pooley	B	75	80	90.001	92.002	337.003	3rd	84.25
18	Sonia Sorensen	B	75	88.001	84	83	330.001	4th	82.50
5	Damian Innes (Junior)	B	73	84.001	86.001	79.001	322.003	5th	80.50
6	Naomi Jensen (Junior)	C	86	86	95.003	93.002	360.005	1st	90.00
39	Blake Jaavuo	C	84	85.001	84	91.001	344.002	2nd	86.00
29	Ethan Wilson (Junior)	C	84	87	81.001	87	339.001	3rd	84.75
38	William Jensen	C	55	77	88.002	93.001	313.003	4th	78.25
1	Damien Saw	C	67	58	89	79	293	5th	73.25
36	David Harms	C	56	66	42	74	238	6th	59.50

2024 FIELD RIFLE RIMFIRE SCORES - TEAMS

QLD TEAM 1									
ID	NAME	GRADE	RAPID	OFFHAND	STAND P	SIT P	AGG	PLACE	AVG
26	Matthew Sharp	AA	91.000	88.000	91.001	98.002	368.003	1st	92.00
24	Craig Oliver	A	87.000	94.002	85.001	95.002	361.005		90.25
27	Robert Morley	AA	87.000	92.002	93.002	97.001	369.005		92.25
23	Dennis Gorring	A	86.000	82.000	85.001	92.003	345.004		86.25
22	Russel Juillerat	A	93.000	91.000	96.002	92.000	372.002		93.00
							1815.019		

WA TEAM 1									
ID	NAME	GRADE	RAPID	OFFHAND	STAND P	SIT P	AGG	PLACE	AVG
7	James Eu	AA	75.000	96.003	94.002	99.004	364.009	2nd	91.00
15	Veselko Talajic	AA	88.000	91.000	87.000	97.001	363.001		90.75
8	Greg Dixon	AA	91.001	93.000	89.000	89.002	362.003		90.50
17	Matthew Boots	AA	73.001	97.002	94.000	94.002	358.005		89.50
12	Luis Henriques	AA	88.002	78.000	96.001	98.001	360.004		90.00
							1807.022		

QLD TEAM 2									
ID	NAME	GRADE	RAPID	OFFHAND	STAND P	SIT P	AGG	PLACE	AVG
33	Mike Berry	AA	96.003	88.001	89.000	91.001	364.005	3rd	91.00
25	Malcolm Smith	AA	92.001	95.000	96.001	96.001	379.003		94.75
28	Scott Wilson	AA	88.002	95.002	95.000	92.003	370.007		92.50
30	Brendan Pooley	B	75.000	80.000	90.001	92.002	337.003		84.25
31	Andrew Barnes	AA	83.000	91.002	86.000	97.001	357.003		89.25
							1807.021		


WA TEAM 2									
ID	NAME	GRADE	RAPID	OFFHAND	STAND P	SIT P	AGG	PLACE	AVG
13	Eleesha Hodges	A	86.000	90.000	91.001	94.001	361.002	4th	90.25
35	Sammy Tang	AA	91.000	65.002	92.001	98.001	346.004		86.50
14	David Gould	AA	76.001	87.000	95.001	94.003	352.005		88.00
10	Adrian Williams	AA	87.001	91.002	91.000	90.000	359.003		89.75
11	Regine Henriques	A	89.000	85.002	82.001	78.000	334.003		83.50
							1752.017		

QLD TEAM 3									
ID	NAME	GRADE	RAPID	OFFHAND	STAND P	SIT P	AGG	PLACE	AVG
4	Hudd Jaavuo	A	86.002	80.000	92.000	89.001	347.003	5th	86.75
39	Blake Jaavuo	C	84.000	85.001	84.000	91.001	344.002		86.00
5	Damian Innes (Junior)	B	73.000	84.001	86.001	79.001	322.003		80.50
3	Carissa Innes	A	92.002	91.000	93.001	94.000	370.003		92.50
2	Michael Truscott	A	85.000	87.001	94.001	98.003	364.005		91.00
							1747.016		

2024 Scoped 3-Positional & Field Rifle National Championships

HOST STATE

01-April-2024



3-Positional Centrefire

Event # 2004009

AAA

		<u>Score</u>	<u>Average</u>
1 st	James Eu	564.011	94.00
2 nd	Matthew Boots	558.007	93.00
3 rd	Matthew Sharp	545.003	90.83

AA

		<u>Score</u>	<u>Average</u>
1 st	Scott Wilson	498.001	86.67
2 nd			
3 rd			

A

		<u>Score</u>	<u>Average</u>
1 st	Greg Dixon	520.004	86.67
2 nd	Alex Brace	498.002	83.00
3 rd	Regine Henriques	388.004	64.67

B

		<u>Score</u>	<u>Average</u>
1 st	Russel Juillerat	532.004	88.67
2 nd	Eleesha Hodges	519.002	86.50
3 rd	Adrian Williams	455.000	75.83

C

		<u>Score</u>	<u>Average</u>
1 st	Jennifer Ingram	497.002	82.83
2 nd	James Perry	430.002	71.67
3 rd	Dennis Goring	474.003	79.00

Junior U/18

		<u>Score</u>	<u>Average</u>
1 st	Damian Innes (Junior)	508.001	84.67
2 nd			
3 rd			

Junior U/15

		<u>Score</u>	<u>Average</u>
1 st	Ethan Wilson (Junior)	376.001	62.67
2 nd			
3 rd			

Prone

James Eu

Offhand

Matthew Boots

Sit/Kneel

Matthew Sharp



SPORTING SHOOTERS'
ASSOCIATION OF AUSTRALIA

2024 Scoped 3-Positional & Field Rifle National Championships

HOST SSAA Gladstone
01-April-2024



3-Positional Centrefire (Off Gun)								Event # 2004009
ID	Name	Grade	Prone	Offhand	Sit/Kneel	Agg	Place	Average
7	James Eu	AAA	195.006	174.002	195.003	564.011	1st	94.00183
17	Matthew Boots	AAA	195.004	179	184.003	558.007	2nd	93.00117
26	Matthew Sharp	AAA	191.001	158	196.002	545.003	3rd	90.83383
22	Russel Juillerat	B	185.001	164	183.003	532.004	4th	88.66733
24	Craig Oliver	AAA	186.002	153.002	185.003	524.007	5th	87.3345
12	Luis Henriques	AAA	185.003	158	181.001	524.004	6th	87.334
8	Greg Dixon	A	186.001	154.002	180.001	520.004	7th	86.66733
3	Carissa Innes	AAA	179.002	163.001	177.001	519.004	8th	86.50067
13	Eleesha Hodges	B	172	171	176.002	519.002	9th	86.50033
27	Robert Morley	AAA	189.003	148	181	518.003	10th	86.33383
5	Damian Innes (Junior)	AAA	184	144	180.001	508.001	11th	84.66683
34	Alex Brace	A	179.002	152	167	498.002	12th	83.00033
28	Scott Wilson	AA	192	120	186.001	498.001	13th	83.00017
20	Jennifer Ingram	C	172.001	158.001	167	497.002	14th	82.83367
15	Veselko Talajic	AAA	187.002	135	173.002	495.004	15th	82.50067
35	Sammy Tang	AAA	183	107	188.003	478.003	16th	79.66717
14	David Gould	AAA	187.002	124	164	475.002	17th	79.167
23	Dennis Gorring	A	182.001	127	165.002	474.003	18th	79.0005
10	Adrian Williams	B	179	106	170	455	19th	75.83333
19	James Perry	C	162.002	123	145	430.002	20th	71.667
18	Sonia Sorensen	AAA	180.001	103	134	417.001	21st	69.50017
21	Shaylen Stone	AAA	106	116	172.001	394.001	22nd	65.66683
11	Regine Henriques	A	155.002	109.002	124	388.004	23rd	64.66733
29	Ethan Wilson (Junior)	AAA	177	79	120.001	376.001	24th	62.66683

2024 Scoped 3-Positional & Field Rifle National Championships

HOST SSAA Gladstone
01-April-2024



3-Positional Centrefire (Graded)								Event # 2004009
ID	Name	Grade	Prone	Offhand	Sit/Kneel	Agg	Place	Average
7	James Eu	AAA	195.006	174.002	195.003	564.011	1st	94.00183
17	Matthew Boots	AAA	195.004	179	184.003	558.007	2nd	93.00117
26	Matthew Sharp	AAA	191.001	158	196.002	545.003	3rd	90.83383
24	Craig Oliver	AAA	186.002	153.002	185.003	524.007	4th	87.3345
12	Luis Henriques	AAA	185.003	158	181.001	524.004	5th	87.334
3	Carissa Innes	AAA	179.002	163.001	177.001	519.004	6th	86.50067
27	Robert Morley	AAA	189.003	148	181	518.003	7th	86.33383
5	Damian Innes (Junior)	AAA	184	144	180.001	508.001	8th	84.66683
15	Veselko Talajic	AAA	187.002	135	173.002	495.004	9th	82.50067
35	Sammy Tang	AAA	183	107	188.003	478.003	10th	79.66717
14	David Gould	AAA	187.002	124	164	475.002	11th	79.167
18	Sonia Sorensen	AAA	180.001	103	134	417.001	12th	69.50017
21	Shaylen Stone	AAA	106	116	172.001	394.001	13th	65.66683
29	Ethan Wilson (Junior)	AAA	177	79	120.001	376.001	14th	62.66683
28	Scott Wilson	AA	192	120	186.001	498.001	1st	83.00017
8	Greg Dixon	A	186.001	154.002	180.001	520.004	1st	86.66733
34	Alex Brace	A	179.002	152	167	498.002	2nd	83.00033
23	Dennis Gorring	A	182.001	127	165.002	474.003	3rd	79.0005
11	Regine Henriques	A	155.002	109.002	124	388.004	4th	64.66733
22	Russel Juillerat	B	185.001	164	183.003	532.004	1st	88.66733
13	Eleesha Hodges	B	172	171	176.002	519.002	2nd	86.50033
10	Adrian Williams	B	179	106	170	455	3rd	75.83333
20	Jennifer Ingram	C	172.001	158.001	167	497.002	1st	82.83367
19	James Perry	C	162.002	123	145	430.002	2nd	71.667

2024 3P CENTREFIRE SCORES - TEAMS

WA TEAM 1								
ID	NAME	GRADE	PRONE	STANDING	SITTING	AGG	PLACE	AVG
17	Matthew Boots	AAA	195.004	179.000	184.003	558.007	1st	93.00
7	James Eu	AAA	195.006	174.002	195.003	564.011		94.00
15	Veselko Talajic	AAA	187.002	135.000	173.002	495.004		82.50
						1617.022		

QLD TEAM 3								
ID	NAME	GRADE	PRONE	STANDING	SITTING	AGG	PLACE	AVG
24	Craig Oliver	AAA	186.002	153.002	185.003	524.007	2nd	87.33
23	Dennis Gorring	A	182.001	127.000	165.002	474.003		79.00
22	Russel Juillerat	B	185.001	164.000	183.003	532.004		88.67
						1530.014		

WA TEAM 2								
ID	NAME	GRADE	PRONE	STANDING	SITTING	AGG	PLACE	AVG
8	Greg Dixon	A	186.001	154.002	180.001	520.004	3rd	86.67
14	David Gould	AAA	187.002	124.000	164.000	475.002		79.17
12	Luis Henriques	AAA	185.003	158.000	181.001	524.004		87.33
						1519.010		

QLD TEAM 4								
ID	NAME	GRADE	PRONE	STANDING	SITTING	AGG	PLACE	AVG
19	James Perry	C	162.002	123.000	145.000	430.002	4th	71.67
27	Robert Morley	AAA	189.003	148.000	181.000	518.003		86.33
29	Ethan Wilson (Junior)	AAA	177.000	79.000	120.001	376.001		62.67
						1324.006		

QLD TEAM 5								
ID	NAME	GRADE	PRONE	STANDING	SITTING	AGG	PLACE	AVG
18	Sonia Sorensen	AAA	180.001	103.000	134.000	417.001	5th	69.50
21	Shaylen Stone	AAA	106.000	116.000	172.001	394.001		65.67
20	Jennifer Ingram	C	172.001	158.001	167.000	497.002		82.83
						1308.004		

2024 Scoped 3-Positional & Field Rifle National Championships

HOST STATE

31-March-2024



Field Rifle Two Gun

Event # 2004006

Open

		<u>Rimfire</u>	<u>Centrefire</u>	<u>Aggregate</u>	<u>Average</u>
1 st	Malcolm Smith	379.003	385.006	764.009	95.50
2 nd	Scott Wilson	370.007	382.005	752.012	94.00
3 rd	James Eu	364.009	387.005	751.014	93.88

Junior U/18

			<u>Aggregate</u>	<u>Average</u>
1 st	Damian Innes (Junior)		682.003	85.25
2 nd				
3 rd				

Junior U/15

			<u>Aggregate</u>	<u>Average</u>
1 st	Ethan Wilson (Junior)		697.004	87.13
2 nd				
3 rd				

Junior U/15 Rimfire

			<u>Aggregate</u>	<u>Average</u>
1 st	Ethan Wilson (Junior)		781.002	78.10
2 nd				
3 rd				

Junior U/18 Rimfire

			<u>Aggregate</u>	<u>Average</u>
1 st	Naomi Jensen (Junior)	★	788.009	78.80
2 nd	Damian Innes (Junior)		769.004	76.90
3 rd				

2024 FIELD RIFLE - TWO GUN

2024 Scoped 3-Positional & Field Rifle National Championships

HOST SSAA Gladstone

30-March-2024



ID	NAME	CF	RF	AGG	PLACE	AVG
25	Malcolm Smith	385.006	379.003	764.009	1st	95.50
28	Scott Wilson	382.005	370.007	752.012	2nd	94.00
7	James Eu	387.005	364.009	751.014	3rd	93.88
27	Robert Morley	374.002	369.005	743.007	4th	92.88
22	Russel Juillerat	371.003	372.002	743.005	5th	92.88
8	Greg Dixon	379.006	362.003	741.009	6th	92.63
17	Matthew Boots	372.001	358.005	730.006	7th	91.25
34	Alex Brace	367.003	361.003	728.006	8th	91.00
26	Matthew Sharp	357.001	368.003	725.004	9th	90.63
24	Craig Oliver	362.006	361.005	723.011	10th	90.38
12	Luis Henriques	363.003	360.004	723.007	11th	90.38
20	Jennifer Ingram	353.002	369.002	722.004	12th	90.25
3	Carissa Innes	350.000	370.003	720.003	13th	90.00
15	Veselko Talajic	356.002	363.001	719.003	14th	89.88
14	David Gould	364.003	352.005	716.008	15th	89.50
33	Mike Berry	348.005	364.005	712.010	16th	89.00
31	Andrew Barnes	355.004	357.003	712.007	17th	89.00
10	Adrian Williams	349.004	359.003	708.007	18th	88.50
23	Dennis Gorring	360.008	345.004	705.012	19th	88.13
2	Michael Truscott	341.002	364.005	705.007	20th	88.13
29	Ethan Wilson (Junior)	358.003	339.001	697.004	21st	87.13
13	Eleesha Hodges	335.000	361.002	696.002	22nd	87.00
4	Hudd Jaavuo	348.005	347.003	695.008	23rd	86.88
35	Sammy Tang	341.001	346.004	687.005	24th	85.88
5	Damian Innes (Junior)	360.000	322.003	682.003	25th	85.25
39	Blake Jaavuo	336.003	344.002	680.005	26th	85.00
30	Brendan Pooley	340.001	337.003	677.004	27th	84.63
19	James Perry	318.000	342.001	660.001	28th	82.50
21	Shaylen Stone	314.002	338.000	652.002	29th	81.50
11	Regine Henriques	294.003	334.003	628.006	30th	78.50
1	Damien Saw	297.000	293.000	590.000	31st	73.75
18	Sonia Sorensen	220.001	330.001	550.002	32nd	68.75
36	David Harms	301.002	238.000	539.002	33rd	67.38
9	Jackey Stark	0.000	357.005	357.005	34th	44.63

2024 FIELD RIFLE TWO GUN - TEAMS

WA TEAM 1						
ID	NAME	CF	RF	AGG	PLACE	AVG
7	James Eu	387.005	364.009	751.014	1st	93.88
15	Veselko Talajic	356.002	363.001	719.003		89.88
8	Greg Dixon	379.006	362.003	741.009		92.63
17	Matthew Boots	372.001	358.005	730.006		91.25
12	Luis Henriques	363.003	360.004	723.007		90.38
				3664.039		

QLD TEAM 1						
ID	NAME	CF	RF	AGG	PLACE	AVG
26	Matthew Sharp	357.001	368.003	725.004	2nd	90.63
24	Craig Oliver	362.006	361.005	723.011		90.38
27	Robert Morley	374.002	369.005	743.007		92.88
23	Dennis Gorring	360.008	345.004	705.012		88.13
22	Russel Juillerat	371.003	372.002	743.005		92.88
				3639.039		

QLD TEAM 2						
ID	NAME	CF	RF	AGG	PLACE	AVG
33	Mike Berry	348.005	364.005	712.010	3rd	89.00
25	Malcolm Smith	385.006	379.003	764.009		95.50
28	Scott Wilson	382.005	370.007	752.012		94.00
30	Brendan Pooley	340.001	337.003	677.004		84.63
31	Andrew Barnes	355.004	357.003	712.007		89.00
				3617.042		


QLD TEAM 3						
ID	NAME	CF	RF	AGG	PLACE	AVG
4	Hudd Jaavuo	348.005	347.003	695.008	4th	86.88
39	Blake Jaavuo	336.003	344.002	680.005		85.00
5	Damian Innes (Junior)	360.000	322.003	682.003		85.25
3	Carissa Innes	350.000	370.003	720.003		90.00
2	Michael Truscott	341.002	364.005	705.007		88.13
				3482.026		

WA TEAM 2						
ID	NAME	CF	RF	AGG	PLACE	AVG
13	Eleesha Hodges	335.000	361.002	696.002	5th	86.88
35	Sammy Tang	341.001	346.004	687.005		85.00
14	David Gould	364.003	352.005	716.008		85.25
10	Adrian Williams	349.004	359.003	708.007		90.00
11	Regine Henriques	294.003	334.003	628.006		88.13
				3435.028		

2024 Scoped 3-Positional & Field Rifle National Championships

HOST STATE

Monday, 1 April 2024



3-Positional Two Gun

Event # 2004101

Open		<u>Rimfire</u>	<u>Centrefire</u>	<u>Aggregate</u>	<u>Average</u>
1 st	James Eu	557.013	564.011	1121.024	93.42
2 nd	Matthew Boots	549.007	558.007	1107.014	92.25
3 rd	Matthew Sharp	548.005	545.003	1093.008	91.08

Junior U/18

				<u>Aggregate</u>	<u>Average</u>
1 st	Damian Innes (Junior)			955.002	79.58
2 nd					
3 rd					

Junior U/15

				<u>Aggregate</u>	<u>Average</u>
1 st	Ethan Wilson (Junior)			818.002	68.17
2 nd					
3 rd					

2024 3P TWO GUN SCORES

2024 Scoped 3-Positional & Field Rifle National Championships

HOST SSAA Gladstone

3 Positional 2 Gun



ID	NAME	3P RF	3P CF	AGG	PLACE	AVG
7	James Eu	557.013	564.011	1121.024	1st	93.42
17	Matthew Boots	549.007	558.007	1107.014	2nd	92.25
26	Matthew Sharp	548.005	545.003	1093.008	3rd	91.08
22	Russel Juillerat	530.005	532.004	1062.009	4th	88.50
24	Craig Oliver	536.008	524.007	1060.015	5th	88.33
12	Luis Henriques	524.005	524.004	1048.009	6th	87.33
8	Greg Dixon	521.003	520.004	1041.007	7th	86.75
3	Carissa Innes	517.004	519.004	1036.008	8th	86.33
28	Scott Wilson	529.006	498.001	1027.007	9th	85.58
15	Veselko Talajic	524.010	495.004	1019.014	10th	84.92
20	Jennifer Ingram	516.003	497.002	1013.005	11th	84.42
27	Robert Morley	493.005	518.003	1011.008	12th	84.25
35	Sammy Tang	525.005	478.003	1003.008	13th	83.58
13	Eleesha Hodges	482.001	519.002	1001.003	14th	83.42
34	Alex Brace	495.004	498.002	993.006	15th	82.75
14	David Gould	497.005	475.002	972.007	16th	81.00
23	Dennis Goring	489.002	474.003	963.005	17th	80.25
5	Damian Innes (Junior)	447.001	508.001	955.002	18th	79.58
19	James Perry	480.007	430.002	910.009	19th	75.83
10	Adrian Williams	445.005	455.000	900.005	20th	75.00
18	Sonia Sorensen	460.002	417.001	877.003	21st	73.08
29	Ethan Wilson (Junior)	442.001	376.001	818.002	22nd	68.17
21	Shaylen Stone	414.000	394.001	808.001	23rd	67.33
11	Regine Henriques	409.001	388.004	797.005	24th	66.42

2024 FOUR GUN SCORES

2024 Scoped 3-Positional & Field Rifle National Championships

HOST SSAA Gladstone

Field Rifle/ 3P Four Gun



ID	NAME	FR RF	FR CF	3P RF	3P CF	TOTAL	PLACE	AVG
7	James Eu	364.009	387.005	557.013	564.011	1872.038	1st	93.60
17	Matthew Boots	358.005	372.001	549.007	558.007	1837.020	2nd	91.85
26	Matthew Sharp	368.003	357.001	548.005	545.003	1818.012	3rd	90.90
22	Russel Juillerat	372.002	371.003	530.005	532.004	1805.014	4th	90.25
24	Craig Oliver	361.005	362.006	536.008	524.007	1783.026	5th	89.15
8	Greg Dixon	362.003	379.006	521.003	520.004	1782.016	6th	89.10
28	Scott Wilson	370.007	382.005	529.006	498.001	1779.019	7th	88.95
12	Luis Henriques	360.004	363.003	524.005	524.004	1771.016	8th	88.55
3	Carissa Innes	370.003	350.000	517.004	519.004	1756.011	9th	87.80
27	Robert Morley	369.005	374.002	493.005	518.003	1754.015	10th	87.70
15	Veselko Talajic	363.001	356.002	524.010	495.004	1738.017	11th	86.90
20	Jennifer Ingram	369.002	353.002	516.003	497.002	1735.009	12th	86.75
34	Alex Brace	361.003	367.003	495.004	498.002	1721.012	13th	86.05
13	Eleesha Hodges	361.002	335.000	482.001	519.002	1697.005	14th	84.85
35	Sammy Tang	346.004	341.001	525.005	478.003	1690.013	15th	84.50
14	David Gould	352.005	364.003	497.005	475.002	1688.015	16th	84.40
23	Dennis Gorring	345.004	360.008	489.002	474.003	1668.017	17th	83.40
5	Damian Innes (Junior)	322.003	360.000	447.001	508.001	1637.005	18th	81.85
10	Adrian Williams	359.003	349.004	445.005	455.000	1608.012	19th	80.40
19	James Perry	342.001	318.000	480.007	430.002	1570.010	20th	78.50
29	Ethan Wilson (Junior)	339.001	358.003	442.001	376.001	1515.006	21st	75.75
21	Shaylen Stone	338.000	314.002	414.000	394.001	1460.003	22nd	73.00
18	Sonia Sorensen	330.001	220.001	460.002	417.001	1427.005	23rd	71.35
11	Regine Henriques	334.003	294.003	409.001	388.004	1425.011	24th	71.25

2024 SEVEN GUN SCORES

2024 Scoped 3-Positional & Field Rifle National Championships

HO: SSAA Gladstone

Field Rifle/ 3P/ Air/ NRA Seven Gun



ID	NAME	NRA	PR AR	3P AR	FR RF	FR CF	3P RF	3P CF	TOTAL	PLACE	AVG
7	James Eu	1141.043	363.004	590.02	364.009	387.005	557.013	564.011	3966.105	1st	94.43
17	Matthew Boots	1135.029	384.013	591.034	358.005	372.001	549.007	558.007	3947.096	2nd	93.98
12	Luis Henriques	1124.031	377.01	586.03	360.004	363.003	524.005	524.004	3858.087	3rd	91.86
20	Jennifer Ingram	1104.022	381.009	588.022	369.002	353.002	516.003	497.002	3808.062	4th	90.67
24	Craig Oliver	1057.02	369.006	563.012	361.005	362.006	536.008	524.007	3772.064	5th	89.81
22	Russel Juillerat	1068.021	349.009	546.015	372.002	371.003	530.005	532.004	3768.059	6th	89.72
28	Scott Wilson	1103.021	323.003	558.022	370.007	382.005	529.006	498.001	3763.065	7th	89.60
8	Greg Dixon	1091.023	324.004	543.01	362.003	379.006	521.003	520.004	3740.053	8th	89.05
35	Sammy Tang	1090.023	350.004	568.019	346.004	341.001	525.005	478.003	3698.059	9th	88.05
23	Dennis Gorring	1069.021	361.015	559.018	345.004	360.008	489.002	474.003	3657.071	10th	87.07
3	Carissa Innes	1055.019	288.002	544.009	370.003	350.000	517.004	519.004	3643.041	11th	86.74
27	Robert Morley	1041.013	300.006	535.014	369.005	374.002	493.005	518.003	3630.048	12th	86.43
13	Eleesha Hodges	1012.01	341.002	522.01	361.002	335.000	482.001	519.002	3572.027	13th	85.05
10	Adrian Williams	1076.02	341.006	545.016	359.003	349.004	445.005	455.000	3570.054	14th	85.00
5	Damian Innes (Junior)	979.011	274	526.007	322.003	360.000	447.001	508.001	3416.023	15th	81.33
14	David Gould	975.024	227	426.003	352.005	364.003	497.005	475.002	3316.042	16th	78.95
21	Shaylen Stone	878.003	341.003	482.009	338.000	314.002	414.000	394.001	3161.018	17th	75.26
29	Ethan Wilson (Junior)	830.004	280	488.009	339.001	358.003	442.001	376.001	3113.019	18th	74.12

U18 JUNIORS

5	Damian Innes (Junior)	979.011	274	526.007	322.003	360.000	447.001	508.001	3416.023	1st	81.33
---	-----------------------	---------	-----	---------	---------	---------	---------	---------	----------	-----	-------

U15 JUNIORS

29	Ethan Wilson (Junior)	830.004	280	488.009	339.001	358.003	442.001	376.001	3113.019	1st	74.12
----	-----------------------	---------	-----	---------	---------	---------	---------	---------	----------	-----	-------